



क्रमांक / भण्डार / 2021 / 10132

/ धमतरी, दिनांक 24/11/2021

### निविदा सूचना

भोपाल राव पवार शासकीय पॉलीटेक्निक, धमतरी की ओर से निर्माताओं तथा विक्रेताओं से विभिन्न प्रयोगशालाओं के उन्नयन हेतु (सिविल, मेकेनिकल, इलेक्ट्रिकल, इलेक्ट्रानिक्स, कम्प्यूटर साईस तथा ह्युमेनिटी एण्ड साईस) मशीन, उपकरण व अन्य सामग्री क्रय किए जाने हेतु मुहरबंद निविदाएँ आमंत्रित की जाती हैं। निविदा प्रपत्र अधोहस्ताक्षरकर्ता के कार्यालय से आवेदन प्रस्तुत कर (आयकर प्रमाण-पत्र सहित) रुपये 1000.00 (रुपये एक हजार मात्र) नगद भुगतान कर या डिमाण्ड ड्राफ्ट के साथ दिनांक 27.12.2021 के अपरान्ह 02.00 बजे तक कार्यालयीन दिवस में प्राप्त किए जा सकते हैं अथवा संस्था के वेबसाईट [www.polydmt.ac.in](http://www.polydmt.ac.in) से डाऊनलोड किया जा सकता है। डाऊनलोड किए गए निविदा प्रपत्र के साथ रुपये 1000.00 का डिमाण्ड ड्राफ्ट प्राचार्य, भोपाल राव पवार, शासकीय पॉलीटेक्निक, धमतरी के नाम से जो कि धमतरी में देय हो, संलग्न कर जमा किया जाना अनिवार्य है।

निविदा प्रपत्र विक्रय की अंतिम तिथि	27.12.2021	02.00 बजे अपरान्ह तक।
निविदा जमा करने की अंतिम तिथि	27.12.2021	03.00 बजे अपरान्ह तक।
निविदा खोलने की तिथि	27.12.2021	04.00 बजे संध्या।
स्थान :-	प्राचार्य, भोपाल राव पवार, शासकीय पॉलीटेक्निक, धमतरी का कार्यालय।	

  
प्राचार्य,  
भोपाल राव पवार  
शासकीय पॉलीटेक्निक, धमतरी (छ0ग0)  


OFFICE OF THE PRINCIPAL B.R.P. GOVERNMENT POLYTECHNIC, DHAMTARI (C.G.)

Email: polydmt@rediffmail.com

No. Tech/10132/Store/2021/

/Dhamtari, Date, 24/11/2021

NOTICE INVITING TENDER

Sealed tenders are invited for procurement of items & equipment of different branches namely Civil, Mechanical, Electrical, Electronics and Telecommunication, Computer Science, and Humanities & Science Engineering Department of B.R.P.GOVERNMENT POLYTECHNIC, DHAMTARI (C.G.). Eligible bidders (Manufacturer or their Authorized dealer or suppliers) can purchase the tender form (complete set of bidding documents along with the details of items) available at institute @ Rs. 1000.00 from 24.11.2021. The Eligible bidders can also download complete set of bidding documents (Including terms & conditions) from the institute website [www.polydmt.ac.in](http://www.polydmt.ac.in) and the payment for which through DD of Rs 1000.00 in favour of Principal, Government Polytechnic, Dhamtari payable at Dhamtari has to be submitted along with the bid at the time of bid submission. The sealed tender should reach on/or before 27.12.2021 up to 3.00 PM and will be opened on the same day at 4.00 PM. Tender received after the prescribed date & time will not be accepted. The undersigned has all the rights pertaining to the tender.

**Important dates of notice inviting tender**

- Date of issue of tender document: 24.11.2021
- Last date and time of issue of tender document: 27.12.2021, 02.00 PM.
- Last date and time of submission of tender document: 27.12.2021, 03.00 PM
- Bid opening date and time: 27.12.2021, 04.00 PM
- Place - Principal Office B.R.P. Government Polytechnic, Dhamtari (C.G.) 493776

**Details of Group's**

GROUP	GROUP NAME	TENDER AMOUNT (INR)	EMD (INR) (@ 3%)
I	Civil Engineering	17,77,040	53,311
II	Mechanical Engineering	8,88,600	26658
III	Electrical Engineering	13,00,000	39000
IV	Electronics and Telecommunication	7,25,000	21750
V	Humanities & Science	4,20,000	12600
VI	Workshop	2,20,000	6600
VII	MHRD (CIVIL. ENGG.)	5,55,062	16,652



कार्यालय प्राचार्य, भोपाल राव पवार शासकीय पॉलीटेक्निक, धमतरी ४९०४०- ४९३७७६  
OFFICE OF THE PRINCIPAL, B.R.P.GOV'T. POLYTECHNIC, DHAMTARI (C.G.)  
E-Mail : polydmt@rediffmail.com Website : www.polydmt.ac.in

---

TENDER DOCUMENT  
FOR

Supply & commissioning of Equipment & Machinery of  
Various Groups' (detailed inside) for  
B.R.P. GOVERNMENT POLYTECHNIC, DHAMTARI (C.G.)  
B.R.P. GOVERNMENT POLYTECHNIC, DHAMTARI CAMPUS,  
Rudri, Dhamtari (C.G.), 493776  
Email: polydmt@rediffmail.com  
Website: polydmt.ac.in





### IMPORTANT ABBREVIATION

1	PBG	PERFORMANCE BANK GUARANTEE
2	QC	QUALITY CONTROL
3	POLYTECHNIC	PRINCIPAL, B.R.P.GOVERNMENT POLYTECHNIC, DHAMTARI (C.G.)
4	EMD	EARNEST MONEY DEPOSIT
5	OEM	ORIGINAL EQUIPMENT MANUFACTURER
6	INR	INDIAN NATIONAL RUPEES
7	MRP	MAXIMUM RETAIL PRICE
8	SD	SECURITY DEPOSIT




## TABLE OF CONTENTS

1	SHORT TITLES USED IN THE TENDER DOCUMENT	
2	IMPORTANT NOTE & TENDER NOTICE	
3	CHECKLIST FOR ENCLOSURES	
4	INTRODUCTION	
5	SCHEDULE OF TENDER	
6	ELIGIBILITY CRITERIA	
7	BID SUBMISSION	
8	INSTRUCTIONS TO BIDDERS	
9	AWARDING CRITERIA FOR CONTRACT	
10	GENERAL TERMS AND CONDITIONS FOR THE BID	
11	PAYMENT TERMS	
12	ANNEXURE-I	
13	ANNEXURE- II	
14	ANNEXURE-II	
15	ANNEXURE-III	
16	ANNEXURE-IV	
17	ANNEXURE-V	
18	ANNEXURE-VI	
19	ANNEXURE-VII	
20	ANNEXURE-VIII	
21	ANNEXURE-IX	
22	ANNEXURE-X	
23	ANNEXURE-XI	
24	(ANNEXURE-XII-(SPECIFICATION 'S OF GROUP - I to VII)	



### 1. SHORT TITLES USED IN THE TENDER DOCUMENT

1	Bidder	Bidder means the party who makes a formal offer in pursuance of the Tender floated.
2	Successful Bidder	Successful Bidder means the bidder who becomes successful throughout the Tender process.
3	Day	A day means a calendar day
4	Inspection committee	Inspection committee notified by Principal, Office of Government Polytechnic, Dhamtari for the purpose of sample tender items testing.
5	Purchaser	Purchaser means the Principal, B.R.P.GOVERNMENT POLYTECHNIC, DHAMTARI (C.G.) of Department of Technical Education, Government of Chhattisgarh whom the procurement is made through this Tender.
6	BRPGPDMT	Procurement agency B.R.P.GOVERNMENT POLYTECHNIC, DHAMTARI
7	Commissioning	Commissioning means the Equipment & Machinery would have to be switched on and the functioning has to be tested in the presence of the acceptance team.



## 2. IMPORTANT NOTE & TENDER NOTICE:

B.R.P.GOVERNMENT POLYTECHNIC, DHAMTARI invite bids for supplying and commissioning of tools equipments& Machinery. All bids should be addressed to:

Principal

B.R.P. Government Polytechnic, Dhamtari

B.R.P. Government Polytechnic, Campus

Rudri, Dhamtari (CG), 493776

Bids received after the due date will be rejected.

The document can be downloaded from the website [www.polydmt.ac.in](http://www.polydmt.ac.in). The parties are advised to study the document carefully. Submission of response to this Tender Document shall be deemed to have been done after careful study and examination of this document with full understanding of its implications.

Bidders must ensure that they submit the entire required document indicated in the Tender document without fail. Bids received without supporting documents for the various requirements mentioned in the tender document are liable to be rejected at the initial stage itself.

Principal, B.R.P.Government Polytechnic, Dhamtari reserves the right to accept or reject in part or full any or all the offers without assigning any reasons.

Principal

B.R.P. Government Polytechnic, Dhamtari

B.R.P. Government Polytechnic, Campus

Rudri, Dhamtari (CG), 493776



### 3. CHECKLIST FOR ENCLOSURES

#	Bid Enclosures	YES or NO
1.	Whether the Tender is submitted in three covers Prequalification document, Technical document and Commercial Bid?	
2	Whether Three covers are put into an outer cover?	
3	<b>Whether Bid contains the following</b>	
3.1	Bidder's undertaking covering letter in the letter Head shall be signed the authority, stamped and submitted.	
3.2	Signed and stamped letter of Authorization or power of attorney for signing the tender document shall be submitted.	
3.3	Manufacturer's authorization letter(s), wherever applicable shall be signed stamped and submitted.	
3.4	All pages of the blank Tender document in full shall be signed by the authority, stamped and submitted.	
3.5	Earnest Money Deposit (EMD) amount as specified in the Tender	
3.6	Filled up Technical bid shall be signed by the authority, stamped and submitted.	
3.7	All supporting documents for proving the eligibility criteria shall be signed by the authority and stamped in all pages.	
3.8	<b>Supporting documents to meet the Eligibility Criteria</b>	
	a) All the supporting documents to meet the Eligibility Criteria as laid down in the tender shall be signed by the authority and stamped.	
	b) Bidder's Certificate of Incorporation	
	c) The Technical information of the products being offered along with brochure/data sheet etc.	
	d) For Tools, Equipment & Machinery sales, copy of the invoices for the sales made or proof of statutory documents like excise duty returns or Sales tax Returns or any other legally valid document should be submitted	
	e) ISO certificates for manufacturing process shall be enclosed.	
	f) Bidder's undertaking letter to meet the Blacklisting criteria shall be submitted as per ANNEXURE-X	
3.9	<b>Whether commercial bid (Envelope-C) contains the following</b>	
	a) Filled price proposal with signature & stamp in all pages shall be submitted.	
	b) Whether corrections or overwriting if any is attested?	

*[Handwritten signatures]*



#### 4. INTRODUCTION

##### ABOUT B.R.P.GOVERNMENT POLYTECHNIC, DHAMTARI

B.R.P. Government Polytechnic, Dhamtari is currently running the following courses for Diploma in Engineering, namely Electrical, Mechanical, Civil, Computer Science, and Electronics and Telecommunication Engineering. The institute goal is to create skilled manpower in all Engineering Branches to cater to the need of industries in the state of Chhattisgarh. B.R.P. Government Polytechnic, Dhamtari is committed to impart knowledge to the students of Diploma with best possible facilities, so it is our responsibility to procure required tools, Equipment & Machinery for achieving the best result.

##### Groups Details

GROUP	GROUP NAME	TENDER AMOUNT (INR)
I	Civil Engineering	17,77,040
II	Mechanical Engineering	8,88,600
III	Electrical Engineering	13,00,000
IV	Electronics and Telecommunication	7,25,000
V	Humanities & Science	4,20,000
VI	Workshop	2,20,000
VII	MHRD (CIVIL ENGG.)	5,55,062

## 5. SCHEDULE OF TENDER

1	Tender Notice No. & Date	
2	Scope of work	Supply and commissioning of Tools, Equipment & Machinery.
3	Name of the tender issuer	Principal, B.R.P. Government Polytechnic, Dhamtari
4	Date of issue of tender document	24/11/2021
5	Last Date of Submission of Bids	27/11/2021
6	Date of Opening of / Tech-commercial Bids	27/11/2021
7	Date of opening of Price Bid	To be informed later through e-mail and telephone (Bidder should furnish the mobile number and e-mail of one authorized representative)
8	Place of Submission & Opening of Bids	Office of Principal, B.R.P. Government Polytechnic, Dhamtari (C.G.)
9	Address of communication	Principal, B.R.P. Government Polytechnic, Rudri, Dhamtari, C.G.- 493776
10	Validity	Tender will remain valid for One year
11	Scope of Supply	Supply of equipment for education and training purpose as per specification stated in the <b>Annexure-XII</b>
12	Cost of Tender Document	INR 1000/- (INR One thousand only) non refundable though Demand Draft from any Nationalized/ Scheduled Bank in favor of Principal, B.R.P. Government Polytechnic, Dhamtari payable at Dhamtari prior to last date of submission or along with Bid. The tender document is Non-transferable
13.	Earnest Money Deposit in INR	1. Group I – Civil Engineering Rs. 53,311 2. Group II – Mechanical Engineering Rs. 26658 3. Group III – Electrical Engineering Rs. 39000 4. Group IV – Electronics and Telecommunication Rs. 21750 5. Group V – Humanities & Science Rs. 12600 6. Group VI- Workshop Rs. 6600 7. Group VII- MHRD (Civil Engg.) Rs. 16652

*[Handwritten signatures]*



## 6. ELIGIBILITY CRITERIA

The bidder should meet the following Eligibility Criteria and must submit documentary evidence in support of their claim for fulfilling the criteria and they should submit an undertaking on their letterheads to the fairness of these documents while submitting the bid. The bids received without the documentary evidence will be rejected outright.

#	Minimum Eligibility Criteria	Proof to be submitted for fulfilling the Eligibility Criteria
1	Bidder should not have been blacklisted by any of the State/ Central Government or organizations of the State/Central Government in India in the past three years	Self-Declaration in this regard by the authorized signatory of the bidder.
2	Average annual turnover of bidder must be at least equal to the tender amount	Audited balance sheet for the year 2018-19 to 2020-21
3	The Firm/Bidder Registration must be more than five years old (i.e. before 2014-15)	Registration Certificate from the Competent Authority.

## 7. BID SUBMISSION

The following section outlines the steps to be used for submission and processing of bids:  
Tender documents/Qualification requirements should be submitted separately in 03 sealed envelopes A, B&C as give below:

I.A. Prequalification document should be submitted in sealed envelope "A" which should contain:

(i) Covering letter for submission of Bid as per **Annexure-I**

- (a) Should indicate index for all the submitted documents for the tender.
- (b) Mentioning all particulars of Bidder Viz address, phone No., e-mail, and name of the authorized person, GST/TAN / Service Tax No. etc. for correspondence.
- (c) Mentioning Tender No. for which Bid is submitted.

(ii) Tender Document is available only on the website [www.polydmt.ac.in](http://www.polydmt.ac.in)

At the time of submission enclosed DD or Rs 1000-00 in favour of Principal, B.R.P. Government Polytechnic, Dhamtari payable at Dhamtari

(iii) As per **Store purchase Rule 2002 of CG Govt**; The Earnest Money will be 3% of Total Estimated Purchase Cost (Enclosure- Group wise estimated cost) Demand Draft for earnest money/bid security in favor of Principal, B.R.P. Government Polytechnic, any scheduled bank payable at Dhamtari . All other Instructions/ order issued by State Government of Chhattisgarh, related with purchase rule will be followed.

(iv) The bidder has to comply with all the terms and conditions which come under **Chhattisgarh Government Store purchase Rule 2002**, apart from the terms and conditions mentioned in the tender document.

(v) Completely filled **Form-"A" (Annexure-VI)** with signature & seal of authorized person which includes Earnest Money /Bid security details.



(vi).The bidder must indicated by PAN/TAN and Commercial Tax respectively along with the copies of the Income tax refund of the last three years.

(vii).The bidder must be the manufacturer or authorized dealer of the manufacturer. Supporting documents in this connection must be submitted.

NOTE: - Tender received without **Form "A"** duly signed (As token of acceptance of tender conditions by the tenderer) will not be accepted.

- (viii) Complete Terms & Conditions of Tender Documents, duly signed & stamped by the tenderer.
- (ix) Valid certificates related to **GST/TAN** Service Tax No.etc. issued by competent Government authority pertaining to tender.
- (x) GST clearance certificate.
- (xi) Income Tax Return, submitted to the Income Tax Department for the last three years. Copy of PAN Card should be attached.
- (xii) Copy of the annual turnover for the last three consecutive years.
- (xiii) Proof of having been supplied similar nature of items in Government departments.
- (xiv) Undertaking for "After Sales Services" on letter head of bidder.
- (xv) Affidavit in prescribed format as given in **Annexure-XI** on non judicial stamp paper or Rs 50/- certified by Notary.
- (xvi) The contents of the form "A"(**Annexure-VI**) should not be changed or amended otherwise the bid will be treated non-responsive and will not be acceptable by the Purchaser.
- (xvii) The fact that the tenderer has filled and signed the form "A" will mean that the tenderer has completely accepted the Terms & Conditions of the tender. No deviation from Terms & Conditions or the tender will be accepted under any circumstances. The Terms & Conditions of the tender and clause usually printed on the parties tender or bills will not be binding on this Polytechnic.

**I.B.** Technical document should be submitted in sealed **envelope "B"** which would contain:

- (i) Duly signed statement of compliance and acceptance of specifications and terms & conditions of the Tender document in **Annexure-II**
- (ii) Performance Statement in prescribed proforma as given in **Annexure-III**
- (iii) Proforma for Technical bid in **Annexure-IV** for items being quoted and proforma for statement of deviations from technical specification in the proforma as given in **Annexure-V**
- (iv) In case of authorized dealer valid manufacturer's authorization letter and appropriate documentary evidence of manufacture for being a manufacturing unit must be submitted.

**I.C.**

1. Financial Bid (Price schedule) in prescribed format (i.e. **Annexure-VIII**) should be submitted in sealed **envelope "C"** in 3 copy (Original copy 1, and Copy2 with soft copy in CD-MS Excel format)
2. All the above sealed envelopes **A,B & C** should be kept in one master envelope. On the top of each sealed envelopes **A,B,C** and Master envelop bidder should clearly mention Tender No., Due Date with seal & sign of bidder.
3. **The Complete tender document must be duly signed, stamped, paged & indexed by the bidder. Unsigned or unpagged bids shall be straightway rejected.**



4. Either a manufacturer or their authorized dealer or any supplier can bid for subjected tender In any case if manufacturer and their authorized dealer participate then only manufacturer should be entertained in evaluation of bid. For the quoted items, appropriate documentary evidence for being a Manufacturer or their authorized dealer or supplier must be submitted necessarily in the envelope "B" (in the Technical document). In absence of above the bid will be treated non-responsive & likely may be rejected.
5. The financial bid of only technically short listed bidders would be opened in presence of the authorized representatives of the bidder.
6. The items for which the Specification/Technical Details submitted & found suitable will only be consider for Financial Evaluation.
7. The bid shall be accompanied by Earnest Money/ bid security of 3% of Total Estimated Purchase Cost of respective Groups as a part of the bid, in the form of Bank Draft of Nationalization Bank. Bank Draft should be in favor Principal B.R.P. Government Polytechnic Dhamtari payable at Dhamtari. Earnest Money submitted in any other form will not be accepted and the tender will be rejected. Unsuccessful bidder's earnest money will be discharged /returned as promptly as possible.
9. All quoted rates should be for new and unused items unless and otherwise specified so.
10. The tender mater including prices should be typed neatly; corrections/ overtyping in prices will not be accepted. However if correction/ overtyping is there, it should be attested by the tenderer with signature, date and their seal. Hand written and Xerox tender will not be accepted.
11. Tenderer should give all relevant particulars about every quoted item, such as manufacturer's name, Country of Manufacturer Specifications and Price etc.. "Specifications as give in catalogues" quoted in tender by the tenderer will not be accepted. Full specification must be written in tender positively and should also be supported by technical literatures (Original Catalogue/ Broachers) Purchase Committee's approval/decision will be final and binding.
12. (A) Vague expression accessories such as "complete with standard accessories" or "as per your specification" will not be accepted. The tenderers must specifically indicate all specification of the items and should mention clearly what item will be supplied under "accessories" with the equipment/Machinery in price schedule enclosed as **Annexure-VIII**  
(B) Any ambiguity or vagueness in tender for item concerned will be liable for rejection.
13. Catalogues/ brochures must be clear, specific and should reflect all the essential specifications of the products/items and it should be clearly indexed to reflect which items is related to which Catalogues/ brochures, otherwise it will not be considered for comparison.
14. The language for bid submission is English.
15. All prices and other information in this regard having a bearing on the price shall be written both in figures and words in the prescribed offer form.
16. No bid can be modified subsequent to the deadline for submission.
17. The Bidders Prices should not be indicated in the Technical documents and should be quoted only in the Price Bid. In case the prices are indicated in the Technical documents bid, the bid shall stand rejected.
18. EMD (Enclosure- Group wise estimated )shall be returned to unsuccessful bidder/s within 15 days after opening of Financial Bid and EMD  
(Enclosure - Group wise estimated cost) of successful bidder will be returned after the submission of PBG



19. The Performance Bank Guarantee (PBG) as per Annexure-IX has to be submitted prior to signing or Rate Contract. All charges whatsoever such as premium; commission etc with respect to the Performance bank guarantee shall be borne by the selected Bidder.
20. The Performance Bank Guarantee shall be valid for two year (2 years) period from signing or Rate Contract.

## 8. INSTRUCTIONS TO BIDDERS

### 1. BID PRICE

- a. The price schedule should be as per Annexure-VIII, the price of goods at the site indicating all duties, sales taxes and other levies if any.
- b. The rates quoted by the bidder must be inclusive of all the charges and duties (like - transportation, installation charges, delivery charges inspection charges, training charges, charges for services, excise duty, customs duty etc.)
- c. Rates should be quoted for F.O.R. Destination. The materials have to supply at B.R.P. Government Polytechnic, Dhamtari as directed in supply order. The rate quoted by the bidder shall be fixed for the duration of the contract and shall not be subject to adjustment on any account.
- d. Deviations from the specifications should be clearly brought out in the bid under technical compliance.
- e. All prices should be in Indian National Rupees (INR).

### 2. EVALUATION OF BIDS

- a. 1. The Evaluation of Bid will be done items wise.  
2. It is not mandatory for a bidder to quote for all the items.  
3. Required sureties have been furnished.  
4. The documents have been properly signed.
- b. 1. Polytechnic will examine the bids to determine whether they are complete.  
2. They are free from computational errors.  
3. Required sureties have been furnished.  
4. The documents have been properly signed.
- c. Arithmetic errors will be rectified on the following basis: If there is a discrepancy between words and figures, the amount mentioned in words will prevail.
- d. Polytechnic, Dhamtari may waive off any minor infirmity or non-conformity or irregularity in a bid which does not constitute a material deviation, provided such a waiving does not prejudice or affect the relative ranking of any bidder.
- e. Polytechnic, Dhamtari reserves the right to ask any clarification/s related to submission of Bid during the evaluation of the document.
- f. In the examination of all certificates and other bidding documents, purchase Committee's approval/decision will be final and binding in the scrutiny of successful bidders.



**9. AWARDING CRITERIA FOR RATE CONTRACT**

**a. Suppression of facts and misleading information.**

- i. During the Bid evaluation, if any suppression or misrepresentation of information brought to the notice of Polytechnic, Polytechnic shall have the right to reject the Bid and if after selection Polytechnic would terminated the contract as the case may be, will without any compensation to the Bidder any the EMD/Security /deposit as the case may be, shall be forfeited.
- ii. Bidders should note that any figures in the proof documents submitted by the Bidder for proving their eligibility is found suppressed or erased, Polytechnic shall have the right to seek the correct facts and figures or reject such Bids.
- iii. It is up to the Bidders to submit the full copies of the proof documents to meet out the criteria. Otherwise, Polytechnic may not consider such documents.
- iv. The Tender calls for full copies or documents to prove the Bidder's experience and capacity to undertake the project.

**b. Technical documents Bid Evaluation.**

- i. Technical committee formed by B.R.P. Polytechnic, Dhamtari shall evaluate the technical bid submitted by the bidder.
- ii. Technical Specification of each items quoted shall be evaluated in terms of the requirement.
- iii. Polytechnic may ask the bidder to product sample of any items before finalizing the technical evaluation. The bidder will have to arrange for sample inspection at a specified location in Dhamtari within 10 days.
- iv. Any item which does not match to the specification as mentioned in the tender document or in any item found of interior quality by the technical committee shall be rejected and shall not be considered for financial evaluation for the particular item only.
- v. The items rejected on the basis of technical evaluation shall be announced before the opening of financial bid.



**C. Commercial Bid Evaluation**

- I. Bidder who is qualified in Technical Qualification Bid (Envelope-B) only will be called for Price Bid opening. The Price Bids will be opened in the presence of the Bidders at Polytechnic. The Bidders or their authorized representatives will be allowed to take part in the Price Bid opening.
- II. The Price evaluation will include all Duties and Taxes as given below.
  - i). In case of discrepancy between the cost quilted in Words and in figures, cost quoted in words will be considered.
  - ii). In evaluation of the price of an imported item, the price will be determined inclusive of the customs duty.
  - iii). In evaluation of the price of articles which are subject to excise duty, the price will be determined inclusive of such excise duty;
  - iv). Price evaluation will be Inclusive of all Taxes and Delivery charge up to respective location of Chhattisgarh.
- III. The price of the Item which is found technically qualified, shall only be considered for price evaluation.
- IV. The lowest cost per Item as per the above evaluation will be declared as L1. Polytechnic will not be responsible for any erroneous calculation of tax rates or any subsequent charges in rates or structure of applicable taxes. All differences arising out as above shall be fully borne by the Successful Bidder.
- V. In case tools/equipment / Machinery in CSIDC/E-manec rates are available, it will be procured against the CSIDC rate contract as per purchase rule.

**d. Award of Contract**

i. Before executing the awarded contract the Supplier shall furnish Performance Security to the Principal, B.R.P.Government Polytechnic, Dhamtari at Dhamtari payable at Dhamtari for an amount of 5% of the contract value through a Bank Guarantee by a nationalized bank, in the prescribed proforma as valid up to 60 days after the date of completion of performance obligations including warranty obligations. If the desired Performance Security is not deposited by the tenderer in the specific period, the Earnest Money already deposited with the tender shall be forfeited. In the event of any correction of defects or replacement of defective material during the warranty period, the warranty for the corrected/ replaced material shall be extended to a further period of 12 months and the Performance Bank Guarantee for proportionate value shall be extended 60 days over and above the extended. Warranty period. In the event of contract amendment, the supplier shall furnish the amended Performance Security, rendering the same valid for the duration of the Contract, as amended for 60 days after the completion of performance obligations including warranty obligations.

ii. The successful bidder has to supply the equipment & Machinery within 45 days of issuance of the work order as per agreement.



iii. The purchase orders shall be made in the name of bidder only. Bidder will raise Invoice in the name of purchaser and the respective payments shall be made in the name of Bidder/ manufacturer only.

iv. If the Supplier fails to deliver any or all of the Goods at the destination or to perform the services within the stipulated delivery period(s) specified in the Contract, the Purchaser shall, without prejudice to its other remedies under the Contract, forfeit the Bid Security and order is liable to cancel.

v. If the supplier/ dealers fail to supply the items as per the specifications, items will not be received by the consignee and supplier/dealer has to return it back on his/her own cost. The supplier/ dealer may supply the items of higher specifications (due to manufacturing obligations) on the same cost if accepted by consigned after examination and testing.

vi. The one time extension in the delivery period may be granted at the discretion of the purchaser on the request of supplier/dealers. The penalty at a rate of 2% per month of the contract price of the full cost of the tool/equipment/machine is liable to be charged for the extension of the delivery period.

vii. Any amount due to the Government of Chhattisgarh from the tenderer on any account in respect of this tender may be recovered from him as arrear of land revenue.

viii. No dispute can be raised by any Bidder whose bid has been rejected and no claims will be entertained or paid on this account.

**e. Polytechnic reserves the right to**

i. Insist on quality/specification of materials to be supplied.

ii. The Purchase has reserves the right at the time of contract award to split up the orders among the successful bidders for the supply of items and increase or decrease the quality of goods original specified in the subjected tender without any changes in unit price or other terms and conditions. Quantities supplied in excess will not be paid for and tenderer will be responsible to take it back on his own cost.

iii. **Contracts for procurement will be awarded as per the priority and availability of budget.** Suppliers have to deliver and complete the task of supply and installation strictly as per the specified time period otherwise above contract may be treated as cancelled without any prior notice.

iv. The purchaser may get, the items supplied by the successful tendered, inspected on receipt of the same by such person or persons he deems fit and reject such of these items as in his opinion do not come up to the specification. The decision of the purchaser will be final in such cases. The supplier/dealer has to get return back the rejected items on his/her own cost.

v. 100% payment will be released after the safe receipt of goods, as per the specifications given in purchase order & after ensuring successful installation, commissioning and performance of supplied items etc.





vi. The purchase reserves the right to accept or reject any bid, and annual the bidding process and rejects all bids at any time without assigning any reason prior to contract award, without thereby incurring any liability to the affected bidder or bidders.

vii. At any time prior to the deadline for submission of bids, the purchaser may modify the bidding documents by amendment. All prospective bidders will be notified of the amendment by uploading in the website www.polydmt.ac.in and will be bidding on them.

viii. If tender succeeded & supply order is passed, then after receiving order if supplier is not supply or refuses to supply the materials then those supplier are likely to be blacklisted by appropriate authority.

#### 10. GENERAL TERMS AND CONDITIONS OF THE BID

**Note: Bidders must read these conditions carefully and comply strictly while submitting their bids.**

1. **THE BIDDER IS EXPECTED TO EXAMINE ALL INSTRUCTIONS,** forms, terms and specifications in the bidding documents, failure to furnish all information required in the bidding documents or submitting a Bid not substantially responsive to the bidding documents in any respect may result in the rejection of the Bid.
2. **THE BIDDER SHALL BEAR ALL THE COST** associated with the preparation and submission of its bid, and Polytechnic in no case will be responsible or liable for these costs, regardless of conduct or outcome of bidding process.
3. **PROFESSIONAL EXCELLENCE AND ETHICS.** Tendering Authority requires that all bidders participating in this bid adhere to the highest ethical standards, both during the selection process and throughout the execution on the contract.
4. **CURRENCY OF FINANCIAL PROPOSAL** shall be made in Indian rupees (INR) only.
5. **FAILURE OF THE SUCCESSFUL BIDDER** to comply with all the requirements shall constitute sufficient grounds for the annulment of the award, in which event Polytechnic may make the award to the next lowest evaluated bidder or call for new bids.
6. **AMENDMENT/CANCELLATION:** The Tendering Authority reserves the right to cancel this Tender at any time without any obligation to the Bidders. The Tendering Authority at any time, prior to the deadline for submission of proposals, may amend the Tender by issuing an addendum in writing or by standard electronic means. The addendum will be binding on all the bidders; Bidders shall acknowledge receipt of all amendments. To give Bidders reasonable time to take an amendment into account in their Proposal, the Tendering Authority may, if the amendment is substantial, extend the deadline for the submission of Proposals.
7. **RIGHT TO ACCEPT ANY BID AND TO REJECT ANY OR ALL BIDS:** The Tendering Authority reserves the right to accept any bid, and to annual the bid process and reject all bids at any time prior to award of contract, without assigning any reason & without thereby incurring any liability to the affected bidder or bidders or any obligation to inform the affected bidder or bidders of the grounds for the action.



8. **THE TENDERING AUTHORITY RESERVES THE RIGHT TO ACCEPT ANY BID** not necessarily the lowest, reject any bid without assigning any reasons for entering into the Rate Contract.
9. **CONDITIONAL BIDS:** If a bidder imposes conditions, which is in addition to or in conflict with the conditions mentioned herein, his bid is liable to be summarily rejected. In any case none of such conditions will be deemed to have been accepted unless specifically mentioned in the letter of acceptance of bid issued by the Tendering Authority.
10. **PERIOD OF VALIDITY:** Bids shall remain valid for 360 days after last date for bid submission prescribed by Polytechnic which may be extended with mutual consent. A bid valid for a shorter period may be rejected by Polytechnic as non-responsive.
11. **LATE BIDS:** Any bid received by the Tendering Authority after the deadline for submission of bids will be rejected and will not be considered.
12. **NOTIFICATION OF AWARD:** Prior to the expiration of the period of the bid validity, Polytechnic will notify the successful bidder in writing that its bid has been accepted. After notification of award bidder will submit Security deposit in the form of Performance Bank Guarantee.
13. **ANY MATTER WHICH HAS NOT BEEN COVERED UNDER THESE PROVISIONS:** shall be governed as per the provisions of Chhattisgarh State Government Rules.
14. **ACCEPTANCE TESTING:** The equipment will be tested by Polytechnic or Polytechnic nominated agency. The supplier should make available a similar system, free or cost, as per the configuration quoted in technical bid.
15. **PROPRIETARY RIGHTS:** The supplier shall indemnify the Purchase against all third party claims of infringement of patent, copy right, trademark, license or industrial design rights, software piracy arising from use or goods or any part thereof within India.
16. **DELAYS IN THE PERFORMANCE OF SUPPLIER'S OBLIGATION:** Any delay by the supplier in the performance of its delivery obligations shall tender the supplier liable to any or all of the following sanctions- forfeiture of its performance security, imposition of liquidated damages any or termination of the contract for default.
17. **PENALTY:** The one time extension in the delivery period may be granted at the discretion of the purchaser on the request of supplier/ Dealer. The penalty at a rate of 2% per month of the contract price of the full cost of the tool/ equipment/ machine is liable to be charged for the extension of the delivery period. If supplier is failed to supply during extension time than after, the Purchaser may consider termination of the Contract. Equipment received after the delivery period or dispatched after the delivery period mentioned in the order will also be subjected to this penalty. Power to extend delivery period would remain reserved with the Purchaser and the purchaser may terminate the contract instead of granting extension.
18. **PERFORMANCE BANK GUARANTEES (PBG):** The Selected bidder at his own expense shall deposit PBG to B.R.P. Polytechnic, Dhamtari before signing of the contract. The PBG will be released after the two years of the signing of the contract subjected to successful completion of scope of work mentioned in the Tender.
19. **LIQUIDATED DAMAGES:** If the supplier fails to deliver any or all the goods or perform the services within the time period specified in the contract, Polytechnic shall without prejudice to its other remedies under the contract deduct from the contract price, as liquidated damages, (Not by way of penalty) 2% per month of the value of undelivered items and the penalty shall be deducted from



final amount paid by Polytechnic reserves the right to cancel the order in case the bidder will not deliver the equipment beyond 2 weeks after the delivery period.

**20. TERMINATION FOR DEFAULT:** Polytechnic may, without prejudice to any other remedy for breach of contract, by written notice of default sent to the supplier, terminate this contract in whole or in part.

- a. If the supplier fails to deliver any or all of the goods within the time period(s) specified in the contract.
- b. If the supplier fails to perform any other obligation(s) under the contract; or
- c. If the supplier, in either of the above circumstances does not rectify/ remedy its failure within a period of 15 days (or such longer period as the Polytechnic may authorize in writing) after receipt of the default notice from Polytechnic. In the event Polytechnic terminate the contract.

**21. FORCE MAJEURE**

- a. Notwithstanding the provisions of clauses 18,19 and 20 the bidder shall not be liable for forfeiture of its performance security, liquidated damages or termination for default, if and to the extent that, its delay in performance or other failure to perform its obligation under the contract is the result of an event of force majeure.

- b. For purposes of this clause, force Majeure means an event beyond the control of the supplier and not foreseeable events may include, but are not restricted to, acts of Polytechnic in its sovereign capacity, wars or revolutions, fires, floods, epidemics, quarantine restrictions and freight embargoes and other acts of God.

- c. If a force majeure situation arises, the supplier shall promptly notify to Polytechnic in writing of such condition and the cause thereof. Unless otherwise directed by Polytechnic in writing, the supplier shall continue to perform its obligation under the contract as far as is reasonably practical, and shall seek all reasonable alternative means for performance not prevented by the force majeure event.

- d. If the majeure conditions(s) mentioned above be in force for a period of 30 days or more at any times, Polytechnic shall have the option to terminate the contract on expiry of 30 days of commencement of such force majeure by giving 14 day's notice to the supplier in writing. In case of such termination, no damages shall be claimed by either party against the other, save and except those which had occurred under any other clause of this contract period to such termination.

**22. TERMINATION FOR INSOLVENCY:** Polytechnic may at any time cancel the tender by giving written notice to the supplier, if the supplier becomes bankrupt or otherwise insolvent, provided that such termination will not prejudice or affect any right of action or remedy which has accrued or will accrue thereafter to Polytechnic.

**23. TERMINATION FOR CONVENIENCY:** Polytechnic, may by 14 days time period written notice sent to the supplier, terminate the rate contract, in whole or in part, at any time for its

*[Handwritten signatures]*



convenience. The notice of termination shall specify that termination is for Polytechnic's convenience and the extent to which performance of work under the tender is terminated and the date upon which such termination becomes effective.

**24. RESOLUTION OF DISPUTES:** The decision of the "Principal B.R.P. Government Polytechnic, Dhamtari" will be final & binding to all the bidders. Any dispute arising out of this tender or supply of any other matter will fall under the civil jurisdiction of Dhamtari only.

**25. APPLICABLE LAW:** The contract shall be interpreted in accordance with the laws of India, irrespective of the place of delivery, the place of performance or place of payment under the contract. The contract shall deem to have made at the place in India from where the contract has been issued.

**26. NOTICES:** Any notice given by one party to the other pursuant to this contract shall be sent in writing or by telegram or Telefax and confirmed in writing to Principal, B.R.P. Government Polytechnic Dhamtari " Ph No. 07722-299247.  
A notice shall be effective when delivered or on the notice's effective date whichever is later.

**27. TAXES & DUTIES:** The supplier shall be entirely responsible for all taxes, duties license fee etc. All custom duties and levies, duties, Indian foreign exchange Law, RBI guidelines, sales tax payable on components, raw materials any other items used for their consumption or dispatched directly to respective location of Polytechnic in the state of Chhattisgarh.

**28. DEFENCE OF SUITS:** If any action in court is brought against the Polytechnic Consignee for failure or neglect on the part of the contractor to perform any acts, matter, covenants or things under the contract or for the damage or injury caused by the alleged omission of neglect on the part of the contractor, his agents, representatives or sub-contractors, workmen supplier or employees, the contractor in all such cases shall indemnify and keep Polytechnic harmless from all costs, damages, expenses or decrees arising out of such action.

**29. WARRANTY:** The Product quoted should be covered for one year comprehensive onsite warranty from date of final commissioning and acceptance by Polytechnic.

**30. SPECIAL CONDITIONS OF BID**

**1. SUPPLY AND COMMISSIONING:-**

- a) Bidder should conduct 100% pre-dispatch inspection on Equipment & Machinery as per tender specification.
- b) Pre dispatch inspection may be conducted by Polytechnic as per Requirement.
- c) Polytechnic may nominate Inspection Committee who will conduct independent inspection and specification conformity on random sample.

**2. PACKAGING AND STORAGE:**

**Packaging:-**

All the machines/Equipment's shall be suitable protected, coated, covered or boxed and crated to prevent damage or deterioration during transit/handling and storage at site till the time of installation/ commissioning. While packing all the materials, the limitations from



the point of view of availability of railway wagon sizes, in India should be taken into account. The contractor shall be responsible for any loss or damages during transportation, handling and storage due to improper packing. The Successful Bidder should furnish the service center details in each carton box to enable the beneficiaries to contract the appropriate service center in case of necessities. Similarly, the toll free telephone number also should be prominently displayed in the user manual to facilities the beneficiaries.

- a) Accepted items after committee inspection should be stuck with QC passed slip.
- b) Individual items should be packed in polythene pouches of appropriate size.
- c) Makers stickers pasted on supplied items will not be accepted.
- d) Each box should contain a delivery note containing the manufacturer serial number, month and year of manufacturing along with provision for writing down the beneficiary number, name and date of delivery.

**Packing List:-**

A packing list should be prepared for the following items.

- i) User Manual in Hindi and English in soft or print format.
- ii) Do's and Don'ts instruction leaflet in Hindi and English
- iii) A brochure containing help desk logo having website address, call center telephone numbers shall be placed in the warranty card, user manual, Do's and Don'ts instruction guide in Hindi and English.

**3. LOCATIONS FOR SUPPLY OF GOODS AND SERVICE:**

- a) The equipment and Service under this contract shall be supplied and commissioned in Polytechnic.
- b) The Equipment & Machinery shall be supplied in full as per ordered configuration and quantity for acceptance testing. The items which do not comply with the technical specification will not be accepted under any circumstance.
- c) Insuring the goods in transit is the responsibility of the suppliers.
- d) The items should be delivered at the distribution centers on F.O.R. destination basis and items should be handed over to the officials/acceptance terms concerned at the locations. The list of locations and respective quantity will be provided to the successful Bidder.
- e) The successful bidder shall send status report on delivery in the format to be prescribed in such intervals as may be required by Polytechnic from time to time till the execution of the entire order.
- f) A leaflet containing the details of the service centers responsible to attend the installation, warranty services at each geographical area, name and designation of the contract persons and Centre in-charge, higher level in-charge who is responsible to oversee the service centers, person to whom complaints can be made in case the service provided by any center is not satisfactory, phone, fax, mobile numbers and email address must be provided along with each items delivered. This would enable the beneficiaries to directly approach the service centers in the event of repairs. These details also should be provided to Polytechnic. This would be published on Polytechnic website.
- g) If within a month of delivery and commissioning but within the warranty period, the operation or use of the equipment proves to be unsatisfactory, the Successful bidder shall



replace the faulty ones or carry out necessary repairs as per the warranty terms and conditions agreed upon with Polytechnic.

h) In case the Successful bidder fails to carry out the warranty regulation, Polytechnic would engage any other operator and carry out the service/replacement and deduct the amounts from the warranty amount retained by Polytechnic as per the payment terms or from their pending bills or any money due or payable to them.

i) Depending upon the ground situations and information from the officials regarding failure in maintaining acceptance ratio/warranty/ service delivery etc. on the bidder's part, Polytechnic reserves the right to divert the supply of tender Items from the allotted successful bidder.

4. **INSURANCE:** The delivery of goods to the destination is the responsibility of the successful bidder only. The goods supplied under the contract should be covered for comprehensive Insurance by the successful bidder till delivery and acceptance by the authorized persons.

5. **ACCEPTANCE**

(a) Item supplied in institute will be tested at the site. The authorized representative of the successful bidder should carry out the testing along with Institute authority. Subjected to failure in the testing, the full bill amount of the purchase order will be with-held till the acceptance certificate is issued.

6. **BILLING:** The Successful Bidder shall raise the invoice for the items supplied in the name of Principal Government Polytechnic, Dhamtari and shipping address will be site address, where the Tender items are delivered. At the time of bill submission following documents are needed to present along with the bill:-

- i) Bill in 3 copies, one is original and another 2 copies are Xerox.
- ii) Vendor information report in 3 copies, one is original and another 2 copies are Xerox.
- iii) A signed copy of delivery and acceptance certificate of Items by Head of Department
- iv) Pre dispatch inspection report in 3 copies, one is original and another 2 copies are Xerox.

II. **PAYMENT TERMS**

- a) All payments will be made in INR only.
- b) No advance will be paid or no letter or credit will be issued.
- c) 100% payment will be released after submission of acceptance certificate received from the respective departments of Govt. Polytechnic.
- d) The payment will be subject to fulfillment of warranty obligations.
- e) The Duties and Taxes as applicable at the time of supply within the delivery Schedule specified in the tender will be paid. In case, the Duties and/or Taxes have been reduced retrospectively, the successful bidder is liable to return the same.

f) The Successful Bidder will have full and exclusive liability for payment of all Duties, Taxes and other statutory payments payable under any or all of the Statutes/Laws/Acts etc. now or hereafter imposed.

**ANNEXURE - I**  
**BID FORM**

To,  
The Principal,  
B.R.P. Government Polytechnic, Dhamtari,  
B.R.P. Government Polytechnic Campus,  
Rudri, Dhamtari, (CG) 491001.

Sir,  
Having examined the bidding documents, we undersigned, offer to supply and deliver (description of goods and services) in conformity with the said bidding documents as per the prices given in the price schedule. We undertake, if our bid is accepted, to commence delivery within (number) days and to complete delivery of all the items specified in the contract within (number) days calculated from the date of receipt of your Purchase Order.

We agree to abide by this bid for a period of one year from the date fixed for bid opening in instructions to bidders and it shall remain binding upon us and may be accepted at any time before the expiration of that period.

Until a formal contract and executed, this bid, together with your written acceptance thereof, shall constitute a binding contract between us.

We understand that you are not bound to accept the lowest or any bid you may receive.

Date \_\_\_\_\_ day of \_\_\_\_\_ 2021

Signature and seal of the Bidder





ANNEXURE - II

SUPPLY OF EQUIPMENT AT B.R.P.GOV'T POLYTECHNIC, DHAMTARI

1. I/We have examined the Scope of supply, specifications and the Terms and Conditions relating to the Tender for the said supply after having obtained the Tender document invited by you.
2. I/We have visited the site, examined the site for the installation of the item specified in the Tender document and acquired the requisite information relating thereto as affecting the Tender.
3. I/We hereby offer to execute the supply order in strict accordance with the Tender document at the item rates quoted by me/us is in all respects, as per the specifications scope of supply described in the Tender document and the other Terms and Conditions.
4. I/We agree to pay all Government. (Central and State) Taxes such as GST Sales Tax, Works Contract Tax, Excise Duty, Octroi, service tax VAT etc. and other taxes prevailing from time and the rates quoted by us are inclusive of the same.
5. The rates quoted by me/us are firm and shall not be changeable subject to variations on account of fluctuation in the market rates, taxes or any reasons whatsoever.
6. If this tender be accepted, I/We hereby agree to abide by and fulfill all the terms and conditions and Provisions of the said contract document Annexed here to.
7. I/we are manufacturer or authorized dealers of equipment which are mentioned in ----.

Name of the persons authorized to be present at the time of opening of the bid.

i \_\_\_\_\_  
ii \_\_\_\_\_

Documents (any proof in respect of Letter of Authority/Power of Attorney) to be enclosed along with the Tender.

Place:

Date:

Yours faithfully,

Name and Address of the Bidder

(Signature of the Bidder)

Name and Seal

Date : \_\_\_\_\_

Place: \_\_\_\_\_

Seal of the Firm:



PROFORMA FOR PERFORMANCE STATEMENT

S. No.	Order placed (full address of purchaser, Enclosed, Xerox copy)	Order No. and date	Description & Quantity	Value of Order	Date of Completion of delivery as per actual contact	Has the equipment been satisfactorily commissioned and giving trouble free service

Signature:

(Name & Full Address of the Firm)

*[Handwritten signatures]*





ANNEXURE -V

**PROFORMA FOR STATEMENT OF DEVIATIONS FROM  
TECHNICAL SPECIFICATION**

The following are the particulars of deviations from the requirements of the Technical Specification

Clause	Deviation	Remarks (including justifications)

Signature:  
Of the Manufacturer/Bidder

NOTE: Where there is no deviation, the statement should be returned duly signed with an endorsement indicating "No Deviations".





ANNEXURE - VI

FORM-A

(To be signed and returned along with the tender)

I/We (Full Name) -----

Address -----

I have read the Terms and conditions of the tender for the supply of various stores as per your tender notice for supply of items and equipment of various Branch for Government Polytechnic, Dhamtari of Chhattisgarh due on ----- and I/We fully accept the Terms and conditions of the bid supplied to me/us with the Bidding Documents. I/We also undertake to permit the Purchaser to inspect records and documents related to the bid submission and contract performance. It is further noted that if any manipulation is found at any stage, the tender/Contract/Supply order shall be rejected and the Purchase may take any action against me/us, as he/she deems appropriate.

Details of Tender Document fee (Downloaded from Website) :

(a) Value of Demand Draft Rs.-----

(b) Name of Bank -----

(c) Place -----

Details of Earnest Money/Bid security in the form of DD/BG for which bid is submitted:

(a) Value Rs.-----

(b) Name of Bank -----

(c) Place -----

Date -----

Signature

(Name & full Address of the firm)



ANNEXURE - VII

Technical Specification Sheet

**Note:- Give Technical Specification for Items to be quoted in following Proforma only. Any deviation will not be accepted.**

(Group-----, Group Name \_\_\_\_\_)  
 Name of Bidder \_\_\_\_\_

Item Serial No	Item Code	Specification details of the items as per the tender	Specification of items, which bidder offers as per the Technical literature/ Catalogue/ Brochure attached	Name of accessories with specification (in any)	Make/Brand (including product code/model nos. if applicable)	Manufacturer's Name
1	2	3	4	5	6	7

*[Handwritten signatures]*



ANNEXURE – VIII

PROFORMA FOR FINANCIAL BID

Note:- Give Bid Price Item-wise in the following proforma only. Any deviation will not be accepted.

PRICE SCHEDULE

(Group-----, Group Name \_\_\_\_\_)  
 Name of Bidder \_\_\_\_\_

(Amount is Rs.)

S. No.	Item Description with Make	Technical specifications of item as per Catalogue/Brochure	Quantity of items as per tender	Unit ( Nos, pairs, set)	Cost per unit in INR equipment Inclusive of Taxes & all Charges	Total Cost(INR)	Remark
1	2	3	4	5	6	7	8

NOTE:

1. The rates quoted should be according to the items & their specification in Technical Bid. Rates of items other than the technical bid will not be entertained.
2. The bidding prices shall be for F.O.R. Destination.
3. Rates should be inclusive of all taxes and charges such as charges for Inspection/ Demonstration/ Installation/Commissioning/ Transportation/Excise/Custom/Services charges etc.
4. Conditional rates will not be accepted.
5. The Rates quoted in column 6 will be considered for comparison.
6. Specification of the items which bidder offers in as per the attached catalogue/brochure/technical details etc. will only be considered for comparison and selection. Incomplete details will not be considered for comparison.
7. One soft copy (in CD) of Price Schedule in Excel in separate sealed envelopes).
8. Price Schedule given in other form will not be accepted and bid will be rejected.

*[Handwritten signatures]*

ANNEXURE - IX

Performance Bank Guarantee (PBG) FORM

To,  
The Principal,  
B.R.P.Government Polytechnic, Dhamtari ,  
B.R.P. Government Polytechnic Campus,  
Rudri, Dhamtari , (CG), 493776.

**WHEREAS** \_\_\_\_\_ (Name of supplier) hereinafter called "the Supplier" has undertaken, in pursuance of Contract (Notification of Award) No. \_\_\_\_\_ dated \_\_\_\_\_ to supply \_\_\_\_\_ (Description of Goods and Services) hereinafter called "the Contract".

**AND WHEREAS** it has been stipulated by you in the said Contract that the Supplier shall furnish you with a Bank Guarantee by a nationalized bank for the sum specified therein as security for compliance with the Supplier's performance obligations in accordance with the Contract.

**AND WHEREAS** We have agreed to give the Supplier a Guarantee:

**THEREFORE WE** hereby affirm that we are Guarantors and responsible to you, on behalf of the supplier, up to a total of \_\_\_\_\_ (Amount of the Guarantee in words and figures) and we undertake to pay you, upon your first written demand declaring the Supplier to be in default under the contract aforesaid, without your needing to prove or to show grounds or reasons for your demand or the sum specified therein.

This guarantee is valid until the \_\_\_\_\_ day of \_\_\_\_\_ 2021

Signature and Seal of Guarantors

\_\_\_\_\_  
\_\_\_\_\_

Date \_\_\_\_\_ 2021

Address \_\_\_\_\_

\_\_\_\_\_  
\_\_\_\_\_  
\_\_\_\_\_





ANNEXURE - X

DECLARATION FOR NOT BLACK LISTED

Date -----

To,  
The Principal,  
B.R.P. Government Polytechnic, Dhamtari ,  
B.R.P. Government Polytechnic Campus,  
Rudri, Dhamtari , (CG), 493776.

Dear Sir,

Ref.:- Tender No.

I/We ----- hereby confirm that our firm has not been banned or blacklisted by any Government organization/ Financial Institution/Court/Public sector Unit/ Central Government.

Signature of Bidder -----  
Name -----  
Designation -----  
Seal -----

Place -----  
Date -----

*Handwritten signatures and marks at the bottom of the page.*

ANNEXURE -XI

On Non Judicial Stamp Paper of Rs. 50/-

निविदाकर्ता द्वारा Bid के साथ दिए जाने वाला  
शपथ-पत्र

निविदाकर्ता फर्म मेसर्स ..... की ओर से मुझे/हमें अधिकृत  
किया गया है और मैं/हम निम्नलिखित कथन शपथपूर्वक कहता हूँ/कहते हैं कि :-

1. मैंने/हमने निविदा की सारी शर्तें ध्यानपूर्वक पढ़ी हैं और उनसे सहमत हैं तथा उन्हें मानने के लिए वचनबद्ध हैं।
2. मेरे/हमारे द्वारा संलग्न किए गए सभी दस्तावेज सही हैं और उनमें किसी प्रकार की कांट-छांट नहीं किया गया है एवं गलत जानकारी नहीं दी गई है।
3. मेरे/हमारे द्वारा कामर्शियल बिड में सामग्रियों के लिए जो स्पेशिफिकेशन दिया गया है और उनके सपोर्ट में जो भी संबंधित दस्तावेज, कैंटलॉग/बोशर्स आदि संलग्न किए गए हैं उनमें लिखा विवरण निर्माता द्वारा जारी किया गया है एवं मूल रूप में हैं और उनमें कोई फेरबदल या कांट-छांट नहीं किया गया है।
4. मेरे/हमारे द्वारा निर्माता से मुझे/हमें जारी आर्थोराइजेशन प्रमाण-पत्र जो कि बिड के साथ संलग्न किए गए हैं वे सही एवं मूल रूप में हैं और उनमें कोई फेरबदल नहीं किया गया है।
5. मैं/हम दिए गए कयादेशानुसार सामग्रियों को निर्धारित समय सीमा में स्पेशिफिकेशन के अनुसार सप्लाई करने के लिए बाध्य हैं। देर होने या सामग्रियों के स्पेशिफिकेशन में अन्तर होने पर मुझे/हमें दिए गए कयादेश को निरस्त किया जा सकता है एवं शासन को होने वाले नुकशान की भरपाई मेरे/हमारे द्वारा की जावेगी।
6. मेरे/हमारे द्वारा दी गई जानकारी असत्य पाए जाने पर मुझे/हमें एवं हमारी फर्म को निविदा में भाग लेने से वंचित किया जा सकता है।

दिनांक .....

हस्ताक्षर : \_\_\_\_\_  
नाम : \_\_\_\_\_  
धारित पद : \_\_\_\_\_  
फर्म का नाम : \_\_\_\_\_  
(सील सहित) : \_\_\_\_\_





## **ANNEXURE- XII**

### **GROUP - I to VII**

*Handwritten signatures and marks at the bottom of the page.*

**GROUP-I**

**CIVIL ENGG DEPTT.**

S.No.	Name of the Item	Specification
<b>Highway Engg. Lab</b>		
1	DIGITAL weighing machine	capacity 50 kgs:Electrically operated with least count of .01 gms.
2	Gauging Trowel	6" size:Made of G.Iron
3	Trowels	5" size:Made of G.Iron
4	Jar for Specific Gravity Test of Aggregate	For fine aggregate, brass mold is 40mm ID at top, 90mm ID at bottom, 75mm high. Steel tamper weighs 12 oz (340g) and has 1" dia. (25mm) flat circular tamping face. Meets ASTM C128; AASHTO T84
5	Ghamela (iron sheet)	12":Made of Iron sheet min.wt.0.5 kgs
6	DIGITAL Stop Watch	23hrs, 59mins and 59.99secs
7	Measuring jar	Containers cylindrical Set of 10ml,100ml,300ml,2litres made of Polypropylene Plastic
8	Specific Gravity & Water Absorption of Aggregates:	IS 2386 (PART III) The outfit comprises of 1. Electronic balance, capacity 5 kg. Least Count 0.001gm, provision is made in this balance to suspend density basket under material pan. This balance is mounted on an angle iron frame stand. 2. Density basket. 3. Air tight container to suspend density basket. 4. GI Tray of area not less than 650 cm sq. 5. Absorbent cloths 75cm x 45cm.
10	Aggregate Crushing value apparatus	: C.V.App. For aggregate as per IS-2386-1963, Aggregate Crushing Value Apparatus :- consists of M.S. cylindrical container 150mm +/- 0.5mm dia x 130mm to 140 mm high with base plate 200 to 230mm/sqr x 6mm thick. A plunger of 148mm +/- 0.5mm dia x 100 to 115mm high,supplied complete with Tamping rod
11	Electrical oven	Display- Digital,Power (KW)- 4.0 KW,Inner Chamber Size (W x H x D) - 600 x 900 x 600 mm,No. of Shelves- 1,2, 3
12	Spade	
<b>Concrete/MT Lab</b>		
1	Digital weighing machine	capacity 5 kgs with accuracy .0001gms
2	IS Sieves:	Conforming to specifications and tolerance in accordance to I.S. 460 for fine materials made out of 20cm diam spun type joint less polished brass frame easily fir on each other equipped with stainless steel wire mesh aperture set of Sieves 4.75mm, 2.36mm, 1.6mm, 1.7mm, 1.18mm, 600 micron, 300 micron, 150 micron, 90 microns and 75 microns, with lid and receiver.
3	IS Sieves:	Conforming to specifications and tolerance in accordance to I.S. 460 for fine materials made out of 450mm dia spun type joint less polished brass frame easily fir on each other equipped with stainless steel wire mesh aperture size Sieves : 450 MM Dia as Per IS : 80mm, 40mm,25mm,20mm, 16mm,12.5mm, 10mm,6.3mm, 4.75mm with lid and receiver.
4	Test Mould For Cement	7.06 cm standard briquette
5	Electrical oven:	Display- Digital, Power (KW)- 4.0 Kw, Inner Chamber Size (W x H x D) -, 600 x 900 x 600 mm,No. of Shelves- 1,2, 3
6	Tensile Briquette Testing Machine :	Briquette Testing Machine for Civil Engineering from Laboratory Equipment Manufacturers India - After fixing the briquette in the jaws, the machine is switched on. The sliding weights slides over the calibrated lever thus applying tension to the specimen. A micron-Switch fitted instantly stops the machine on failure of the briquette and on failure the tensile load is accurately read to 0.5 Kg by means of a marker provided on the sliding weight. The machine

*[Handwritten signatures and initials at the bottom of the page]*



		can be made operationable for subsequent test only after bringing the sliding the weight to its zero position. Suitable for operation on 230 volts, 50 cycles, single phase, A.C. supply. Complete with one brass briquette mould and one base plate.
7	Computerized Universal Testing Machine-	Computerised, Capacity 600KN, 6 Pillar type with Hydraulic Jaws. Universal Testing Machine Computerised Capacity 60 Ton (600 KN) Loading Accuracy as high as $\pm 1\%$ of the indicating value. 6 pillar Hydraulic Grip. The power pack has a directly driven pump which generates a maximum pressure of 200 kgf/cm <sup>2</sup> . the hydraulic pump produces a continuous non - pulsating oil flow, hence the load application is very smooth. a pressure compensated flow control valve is provided which controls oil flow to the main cylinder. This Maintains a constant rate of piston movement and hence straining rate is kept constant. This value is hand operated and gives infinitely variable oil flow to obtain different rates of straining has a micro processor based electronic panel, precision strain gauge type pressure transducer for load measurement, rotary encoder with rack for crosshead displacement/Extension indication , RS232 COM port for PC interface. Data entry for specimen dimensions, serial number, gauge length, unit selection for load displacement. Result include load vs Displacement Curve. Maximum Displacement ,UTS, % Elongation , are controlled for precision and accuracy during every stage of manufacturing. the machine are calibrated in according with IS Standards. UTM comply with grade I of IS:1828 1991. an accuracy of $\pm 1\%$ is guaranteed from 20% of the load range selection to full load Below 20% of the selected range the maximum permissible error is 0.20% of the full load reading. suitable for operation on 440V, 50 Hz three phase, AC supply Specification :- Resolution -0.01 KN , Max. Clearance for tensile test 50-700 mm. Max. Clearance for Compression test:- 0-700mm. Clearance between columns:- 565mm. Ram Stroke:- 250mm frame stiffness:1500KN/mm. Straining/ Piston speed at no load 0-50 mm/min , for Tension test Clamping Jaws for Specimens -8-25 mm and 25-45mm, clamping Jaws for flat specimens thickness: 0-30 mm, for specimen width - 70mm, for Compression Test Pair of Compression Plates-220 mm , width of rollers:- 140mm. Dia. of roller:- 50mm. Radius of punch tops:- 16mm , 22mm. Crosshead geared motor- 1 HP power motor:- 2.0 HP. Dimension approx:-L-2270mm, W-750mm,H-2540mm. Weight approx 2500kg. NABL Calibration Certification.
8	Digital Compression Cube testing Machine 2000 KN	Digital load indicator which comprises peak hold facility and relay contact for protecting the machine from overloading • Ideal for operation on 220V, 1-phase and 440V, 3-phase, AC supply • Calibrated against a NPL/NCCBM certified proving ring
9	Digital Concrete Test Hammer	Impact energy: 2.207 Nm Measuring range: from 10 to 130 N/mm <sup>2</sup> High-contrast graphic display 128x64 pixel and 6 keys membrane keyboard Results are displayed as numerical and graphical format USB port and PC software Case dimensions: 280x100x390 mm
10	Concret Mixing Trays:	5.5' x 3.5'
11	Concret Mixing Trays	4.5' x 3.5'
12	Concret Mixing Trays :	3.5' x 3.5'
13	Sieve shaker:	Motorized for 8" sieves
Soil Mechanics Lab		

*Handwritten signatures and marks at the bottom of the page.*



1	Digital weighing machine	capacity 05 kgs:Electrically operated with least count of .01 gms.
2	Digital weighing machine	capacity 20 kgs
3	Plastic Limit Set:	The complete set consists of one each : 1. Glass plate 20cm x 15cm having round ends 2. Brass or stainless steel rod 3mm dia x 150mm long 3. Flexible spatula 15 cm 4. Set of 6 moisture containers 5. Porcelain basin 150mm dia 6. Plastic wash bottle 500ml
4	Liquid limit Device (Motorised)	Conforms to IS :2720 Complete with a revolution counter and motor to give 120 R.P.M. Wired for 230V,sph,50Hz.
5	Standard test sieves	200 mm dia, Each Sieve Spun Brass frame. Set of (4.75 mm, 2.36 mm, 1.18 mm, 600 Mic, 425 Mic, 300 Mic, 150 Mic, 75 Mic. Pan and Lid)
6	Shrinkage Limit Apparatus	The apparatus conforms to IS: 10077, and the test is performed as per IS:2720 (Part VI). The set consists of :- i) 75 mm square Prong Plate made of 3 mm thick acrylic sheet with three metal prongs. ii) 75 mm square Plain Plate made of 3 mm thick acrylic sheet. iii) Stainless Steel Shrinkage Dish 45 mm in dia, 15 mm deep. iv) Glass cup with ground edge, 50 mm to 55 mm dia, 25 mm deep. v) Flexible Spatula with 80 mm long, 20 mm wide blade.
7	Standard Compaction Test Equipment:	The apparatus consists one each of compaction mould steel, 100 mm I.D. x 127.3mm height x 1000 cc. volume, complete with collar and base plate. Compaction Rammer is 2.6 kgs in weight x 310mm controlled fall.
8	Heavy Compaction Testing Equipment	IS: 2720 Instrument consists one each of compaction mould steel 150 mm I.D. x 127.3mm height volume 2250cc. Complete with collar and base plate. Compaction Rammer is 4.89kgs. in weight x 450 mm controlled fall
9	Field Density Kit	IS:2720 (Part XXIX) The kit consists of :- i) Cylindrical core cutter 100 mm inner dia x 130 mm long with bevelled cutting edge and having wall thickness of 3 mm. ii) Steel dolley 100 mm inner dia x 25 mm high. iii) Rammer with steel rod for driving the core cutter.
10	Electrical oven:	Display- Digital,Power (KW)- 4.0 KW,Inner Chamber Size (W x H x D) - 600 x 900 x 600 mm,No. of Shelves- 1,2, 3
11	Multi Perimeter Water Testing Equipment	The meter is capable of measuring up to 7 water quality parameters, including pH, ORP conductivity, TDS, salinity, resistivity, and temperature. Size & Weight: (160x190x70) mm/ 880 g. Resolution: 0.001 $\mu$ S/cm. Accuracy: +1% FS.
12	Triaxial Shear Test Apparatus	Fully analogue data measurement using dial gauge, load ring, double burette and pore pressure transducer; Pore pressure measuring with dedicated readout unit, ensuring a negligible change in volume of the circuit of the pore pressure, as required by the Standards; Pressure system using air/water interface and triaxial panel with air pressure regulators; Easily extended with dedicated accessories to perform additional tests such as permeability, unconfined, CBR, etc.; Easily upgradable to digital measurement system
<b>Survey Lab</b>		
1	Prismatic Compass	Prismatic Compass, made of full brass and aluminum circle, accurately machine graduated to 0.5 degree with agate stone bearing fitted with automatic lifter, with sliding lenestic prism fitted with Red & Green filter glasses and reflecting mirror. Nicely polished with tripod. -150 mm dia
2	Transit Vernier Theodolite	accuracy 1mm, magnification 3x,vertical lines 4
3	Automatic Level	Having 24x Magnification, Accuracy +2mm Image Erect, Effective Objective Aperture 42mm, Min. Focus 0.4m, Field Of View 1 deg. 20 minute, Multiplication Constant 100, Additive Constant 0, Compensator Range +15', Compensator Setting Accuracy +0.6" including Tripod.

*[Signature]*

*[Signature]*

*[Signature]*

*[Signature]*

*[Signature]*



Leveling Staff, Toolkit, Operation Manual, Carrying Case, Plum bob

**MECHANICAL ENGG. :**

**GROUP-II**

S.No.	Name of the Item	Specification
<b>MATERIAL TECHNOLOGY LAB</b>		
1	Metallurgical Microscope	Calibration Slide: 1-100 mm, Magnification: 40x to 400x
2	Impact test machine	Power-110 V, AC, 50Hz, Impact speed -3.8m/s, Weight -450kg, Specimen maximum weight-50- 60 kg, Drop panel area-1000*1500mm <sup>2</sup>
3	Rockwell hardness test machine	Loads-60,100,150 kgf, Max test height-230mm, Depth of throat-133mm Machine height-635mm
<b>THEORY OF MACHINES LAB</b>		
1	Kinematic Mechanics	A four-bar linkage also called a four-bar, is the simplest movable closed chain linkage. Kinematic Mechanism consists of four bodies, called bars or links, connected in a loop by four joints.
2	Belt Pulley Models	Cast aluminum truly machined models
3	Cam and Follower Models	Mounted on weather proof Ivory Bakelite Board. 6" Long Steel Grips for easy carrying around, All Cams and Follower made of MS with Chrome coating, Model Board Dimension 400 x 300 mm, Large Round Knobs for easy Cam moment. Spring Loaded Followers
4	Train of Gear Wheels	Properly Constructed and Mounted on Wooden board with handle
5	Reciprocating Engine Mechanism	The mechanism is made of aluminum and other metallic parts. Properly constructed and fitted on wooden board.
6	Double Shoe Brake Model	Consists of a brake drum, provided with two levers carrying shoes. A linkage is used to apply the braking force at the free end bell crank lever. Complete on cast iron machined base.
7	Single Brake Shoe Model	Single Brake Shoe Model Product Code-101048 Single Brake Shoe Model Engineering Training Model for engineering schools. The model consists of a brake drum,
8	Fly Wheel	About 20cm. in diameter and 45mm. wide turned and carefully balanced, mounted on a horizontal shaft, held in ball bearings. The wheel is marked and pointer is fixed to the bracket. The bracket has four holes and can be fixed to the wall.
9	Universal Governor	Capacity-1/4 hp, Current-5Amp Floor Area -500 mm x 500 mm, Material -MS Steel
10	Strobo Dynamic Balancing Machines	- Power Source: AC220V - Weight: 100-500Kg
<b>STRENGTH OF MATERIAL LAB</b>		
01	Fatigue Testing Machine	1) Maximum bending moment-400 Kg.cm 2) Bending moment adjustable-0-400 Kg.cm 3) Testing diameter of specimen upto 10mm 4) Accuracy of applied bending moment A(+/- 1%) 5) Digital counter 10 digit
<b>FLUID MECHANICS AND HYDRAULIC LAB</b>		
1	Bernoulli's Theorem apparatus	Product description Electricity supply - 220-240 V 1Ph 50Hz at 10A, Phase- single, vertical arm - 27 mm, total weight - 160 kg, height of beam - 0.93 m, width of beam- 1.13 m, constant head tank- 20 L, sump tank capacity- 40 L, frame- horizontal, measuring tank - 0-300 mm, speed- 356 rpm, Dimension- height 0.6 m, width-0.55 m, depth-

*See the list*



		0.25 m, Power- 400 W, Material- stainless steel, Brand- DIDAC, Total beam length - 1 m, automatic
<b>CAD/ CAM LAB</b>		
01)	Table Top CNC Lathe With PC	Centre Height 60 MM Swing Over Carriage 60 mm / 110mm Distance Between Centers 200mm Max Machining Diameter 110mm Max. longitudinal Travel 240 mm Table Length with 'T' Slot 150mm X 75mm Z Axis traverse 240 mm X Axis traverse 60 mm Spindle Inside Taper MT1 Spindle Speed 100-3000RPM Infinitely variable Cross Slide Inclination 0 Degrees Cutting Tool Size 6X6 mm Square Spindle motor DC Motor, 160W DC Motor/ AC motor Optional Threading Straight/Taper Automatic Lubrication Optional Input System Metric/ Inch Control Axes Simultaneous axes Interpolation Linear, Circular, elliptical and Parabolic Minimum increment 0.005 mm Minimum Movement command -X 0.005 mm Minimum movement command -Z 0.005 mm, Repeatability $\pm$ 0.02 mm Rapid Feed Rate X 600 mm / min Rapid Feed Rate -Z 600 mm / min Dwell (Seconds) Programmable Tool Offset with Turret / ATC Turret Optional Backlash compensation Provided Speed override 40%-160% Feed override 20%-120% Type of Control system PC based system Real Time Tool Path Simulation Provided Floor Area 700 mm x 500 mm
02)	Table Top CNC Mill With PC	X Axis traverse - 240 mm Y Axis traverse - 150 mm Z Axis traverse - 200 mm Table Length with 'T' Slot- 220mm X 75mm Spindle Inside Taper - 8 Deg (for ER16 collet) Spindle Speed- 100-3000RPM Infinitely variable Cross Slide Inclination- 0 Degrees Cutting Tool- Size 6x6 mm Spindle motor DC Motor- 1 HP DC Motor, 2HP DC Motor, 1 HP Automatic Lubricate *xr-Points Provided- Optional Input System- Metric/ Inch Control Axes- Simultaneous axes Interpolation- Linear, Circular, elliptical and Parabolic, Slot milling, Rectangular and circular slot milling Minimum increment- 0.005 mm Minimum Movement command -X 0.005 mm Minimum movement command -Z 0.005 mm Repeatability- $\bar{A}, \bar{A} \pm$ 0.02 mm, Rapid Feed Rate X & Y- 400 mm / min, Rapid Feed Rate-Z 800 mm / min, Dwell (Seconds)- Programmable, Backlash compensation- Provided Speed override- 40%-160%, Feed override- 20%-120% Type of Control system- PC based system, Real Time Tool Path Simulation Provided, General - Parameters Floor Area- 600 x 600 X 600 mm

*[Handwritten signatures]*



**GROUP-III**

**ELECTRICAL ENGG DEPTT: (Electrical Machine Lab)**

S.No.	Name of the Item	Specification
01	SYNCHRONOUS Machine	<p>M G SET : D C SHUNT MOTOR/3 PHASE ALTERNATOR DC Motor Type : DC Shunt wound, screen protected. Horizontal foot mounted. Capacity : 2 HP RPM : 1500 (controlled variation) Volts : 230 Insulation : Class 'B' Cooling : Fan cooled Connections : Shunt, all the terminals of Armature and field winding shall be brought over to a bakelite sheet fixed to C I terminal fix fitted on top of Motor. Alternator Type : Salient pole type (Dove Tail type construction with damper windings), 3-phase 4 wire screen protected, horizontal foot mounted, fan cooled, separately excited with damper winding. Capacity : 1 KVA RPM : 1500 for max output and frequency of 50 Hz Volts : 415V Insulation : Class 'B' Frequency : 50 Hz Power factor : 0.8 p.f lagging Connections : 3 phase 4 wire Base Plate Motor and Generator will be mounted on fabricated base plate of MS channel base. Coupling : Motor and Generator are coupled with a flexible tyre coupling &amp; mounted on a common M.S. base. Coupling guard is also provided. CONTROL PANEL esting panel modules mounted on sturdy aluminum profile flat demo system, consisting of colourful vinyl printed overlays circuit diagram, metering section, starter section and power supply section fixed on sturdy bakelite sheet, fixed to modular aluminium profile structure foot mounted. FOR DC MOTOR (i) Digital DC Voltmeter Micro-controller based, Flush mounted, 0-300V - 1 No. (ii) Digital DC Ammeter Micro-controller based, Flush mounted, 0-10A - 1 No. (iii) 3 Point DC Starter 3 HP, suitable for above motor - 01 No. (iv) Digital RPM Meter with Proximity Sensor - 01 No. (v) Indicating Lamps LED type 16 mm dia - 1 No. (vi) DP MCB suitable for DC operation on 16 Amp, 220V - 01 No. (vii) Inbuilt Variable DC Power Supply 0-220V, 15 Amp &amp; 2A, 220V (Fixed) (viii) Insulating Terminals. (ix) Patch chords. (x) Instruction manual. FOR AC GENERATOR (i) Digital AC Voltmeter Micro-controller based, Flush mounted, 0-500V - 1 No. (ii) Digital AC Ammeter Micro-controller based, Flush mounted, 0-5A - 1 No. (iii) Digital Frequency meter - 1 No. (iv) Digital Multifunction Meter with graphical LCD display - 01 No. (v) Indicating Lamps LED type 16 mm dia - 3 Nos. (vi) Insulating Terminals. (vii) Patch chords. FOR EXCITOR (i) Digital DC Voltmeter Micro-controller based, Flush mounted, 0-300V - 1 No. (ii) Digital DC Ammeter Micro-controller based, Flush mounted, 0-2A - 1 No. (iii) Indicating Lamps LED type 16 mm dia - 1 No. (iv) Field control separately excited unit suitable for above alternator (Static type) - 01 No. (v) Insulating Terminals. (vi) Patch chords. CONTROL DESK The control desk made of 30mm x 30mm x 1.6mm tubular mild steel, Siemens Grey colour powder coated MS Frame with plyboard top on the working area. The working area of table Length = 1220mm x Width = 700mm x Height = 800mm and made of 19 mm marine plywood fitted with colour mica sheet on top with teakwood lipping on outer edges of plyboard top fitted with 15 Amp &amp; 5 Amp Switch &amp; Socket. The table is provided with one cabinet &amp; drawer. ADDITIONAL ACCESSORIES COMPULSORY ITEMS (EXTERNALLY CONNECTED) REQUIRE TO CONDUCT EXPERIMENT (i) Three Phase Resistive Load 2.5 KW, 415V Trolley type with m.s. sheet enclosure operated through rotary switches in steps - 1 No. - 1 No.Ω(ii) Tubular Rheostat 1.4 Amp, 260</p>
02	DC Motor Set	<p>DC COMPOUND MOTOR (CUT SECTION VIEW-WORKING TYPE) Type : DC Motor, Compound, self excited, screen protected, horizontal foot mounted, fan cooled. Capacity : 1 HP Winding : Compound wound. R.P.M.</p>

*Handwritten signatures and initials at the bottom of the page.*



		<p>1500 to be displayed on Panel Board using Proximity Sensor fitted on shaft Volts. : 220 Insulation : Class 'B' Connections : All the terminals of armature, shunt &amp; series field shall be brought over to a bakelite sheet, fixed to C.I. terminal box, fitted on top of Motor. Base Plate Motor will be mounted on fabricated base plate of MS channel base. CONTROL PANEL. Testing panel modules mounted on sturdy aluminum profile flat demo system, consisting of colourful vinyl printed overlays circuit diagram, metering section, starter section and power supply section fixed on sturdy bakelite sheet, fixed to modular aluminium profile structure foot mounted. The Control panel should be provided to fit the instruments mentioned below: (i) Digital DC Voltmeter Micro-controller based, flush mounted, 0-300V - 1 No. (ii) Digital DC Ammeter Micro-controller based, flush mounted, 0-10A - 1 No. (iii) Digital RPM Meter with Proximity Sensor - 01 No. (iv) DP MCB suitable for 220V - 01 No. (v) 4 Point DC Starter 1 HP, suitable for above motor - 01 No. (vi) Inbuilt Variable DC Power Supply 0-220V, 10 Amp &amp; 2A, 220V (Fixed) (vii) Insulating Terminals. (viii) Digital Multimeter - 01 No. (ix) Electrical Load (Lamp Type) - 01 No. (x) Patch chords, (xi) Instruction manual. CONTROL DESK The control desk made of 30mm x 30mm x 1.6mm tubular mild steel, Siemens Grey colour powder coated MS Frame with plyboard top on the working area. The working area of table Length = 21220mm x Width = 700mm x Height = 800mm and made of 19 mm marine plywood fitted with colour mica sheet on top with teakwood lipping on outer edges of plyboard top fitted with 15 Amp &amp; 5 Amp Switch &amp; Socket. The table is provided with one cabinet &amp; drawer.</p>
03	DC SHUNT GENERATOR SET	<p>DC SHUNT MOTOR Type : DC Motor, shunt wound, self excited, screen protected, horizontal foot mounted, fan cooled. Capacity : 2 HP Winding : Shunt wound. R.P.M. : 1500 to be displayed on Panel Board using Proximity Sensor fitted on shaft Volts. : 230 Insulation : Class 'B' Connections : All the terminals of armature and shunt field shall be brought over to a bakelite sheet, fixed to C.I. terminal box, fitted on top of Motor. DC SHUNT GENERATOR Type : DC Generator, Shunt wound, self excited, screen protected, horizontal foot mounted, fan cooled. Capacity : 1.0 KW, R.P.M. : 1500 Volts. : 230 Insulation : Class 'B' Connections : All the terminals of armature and shunt field shall be brought over to a bakelite sheet, fixed to C.I. terminal box, fitted on top of Motor. Base Plate Motor and Generator will be mounted on fabricated base plate of MS channel base. Coupling : Motor and Generator are coupled with a flexible tyre coupling &amp; mounted on a common M.S. base. Coupling guard is also provided of our machines are dynamically balanced on Microprocessor based balancing machine. CONTROL PANEL Testing panel modules mounted on sturdy aluminum profile flat demo system, consisting of colourful vinyl printed overlays circuit diagram, metering section, starter section and power supply section fixed on sturdy bakelite sheet, fixed to modular aluminium profile structure foot mounted.</p> <p>FOR DC SHUNT MOTOR (i) Digital DC Voltmeter Micro-controller based, flush mounted, 0-300V - 1 No. (ii) Digital DC Ammeter Micro-controller based, flush mounted, 0-10A - 1 No. (iii) Digital RPM Meter with Proximity Sensor - 01 No. (iv) DP MCB suitable for 220V - 01 No. (v) 3 Point DC Starter 2 HP, suitable for above motor - 01 No. (vi) Inbuilt Variable DC Power Supply 0-220V, 15 Amp &amp; 2A, 220V (Fixed) (vii) Indicating Lamps LED type 16 mm dia - 1 No. (viii) Insulating Terminals. (ix) Patch chords. (x) Instruction manual. FOR DC SHUNT GENERATOR (i) Digital DC Voltmeter Micro-controller based, flush mounted, 0-300V - 1 No. (ii) Digital DC Ammeter Micro-controller based, flush mounted, 0-5A - 1 No. (iii) Indicating Lamps LED type 16 mm dia - 1 No. (iv) Insulating</p>

*[Handwritten signatures]*



		<p>Terminals, (v) Patch chords. CONTROL DESK The control desk made of 30mm x 30mm x 1.6mm tubular mild steel, Siemens Grey colour powder coated MS Frame with plyboard top on the working area. The working area of table Length = 1220mm x Width = 700mm x Height = 800mm and made of 19 mm marine plywood fitted with colour mica sheet on top with teakwood lipping on outer edges of plyboard top fitted with 15 Amp &amp; 5 Amp Switch &amp; Socket. The table is provided with one cabinet &amp; drawer. ADDITIONAL ACCESSORIES COMPULSORY ITEMS (EXTERNALLY CONNECTED) REQUIRE TO CONDUCT EXPERIMENT (i) Single Phase Resistive Load 2.5 KW, 250V Trolley type with m.s. sheet enclosure operated through rotary switches in steps - 1 No. - 2 Nos. (ii) Tubular Rheostat 1.4 Amp, 260</p>
04	DC SERIES GENERATOR	<p>DC SHUNT MOTOR Type : DC Motor, shunt wound, self excited, screen protected, horizontal foot mounted, fan cooled. Capacity : 2 HP Winding : Shunt wound. R.P.M. : 1500 to be displayed on Panel Board using Proximity Sensor fitted on shaft Volts. : 230 Insulation : Class 'B' Connections : All the terminals of armature and shunt field shall be brought over to a bakelite sheet, fixed to C.I. terminal box, fitted on top of Motor. DC SERIES GENERATOR Type : DC Generator, Series wound, self excited, screen protected, horizontal foot mounted, fan cooled. Capacity : 1.0 KW, R.P.M. : 1500 Volts. : 230 Insulation : Class 'B' Connections : All the terminals of armature and series field shall be brought over to a bakelite sheet, fixed to C.I. terminal box, fitted on top of Motor. Base Plate Motor and Generator will be mounted on fabricated base plate of MS channel base. Coupling : Motor and Generator are coupled with a flexible tyre coupling &amp; mounted on a common M.S. base. Coupling guard is also provided. All armatures of our machines are dynamically balanced on Microprocessor based balancing machine. CONTROL PANEL Testing panel modules mounted on sturdy aluminum profile flat demo system, consisting of colourful vinyl printed overlays circuit diagram, metering section, starter section and power supply section fixed on sturdy bakelite sheet, fixed to modular aluminium profile structure foot mounted. FOR DC SHUNT MOTOR (i) Digital DC Voltmeter Micro-controller based, flush mounted, 0-300V - 1 No. (ii) Digital DC Ammeter Micro-controller based, flush mounted, 0-10A - 1 No. (iii) Digital RPM Meter with Proximity Sensor - 01 No. (iv) DP MCB suitable for 220V - 01 No. (v) 3 Point DC Starter 2 HP, suitable for above motor - 01 No. (vi) Inbuilt Variable DC Power Supply 0-220V, 15 Amp &amp; 2A, 220V (Fixed) (vii) Indicating Lamps LED type 16 mm dia - 1 No. (viii) Insulating Terminals. (ix) Patch chords. (x) Instruction manual. FOR DC SERIES GENERATOR (i) Digital DC Voltmeter Micro-controller based, flush mounted, 0-300V - 1 No. (ii) Digital DC Ammeter Micro-controller based, flush mounted, 0-5A - 1 No. (iii) Indicating Lamps LED type 16 mm dia - 1 No. (iv) Insulating Terminals. (v) Patch chords. CONTROL DESK The control desk made of 30mm x 30mm x 1.6mm tubular mild steel, Siemens Grey colour powder coated MS Frame with plyboard top on the working area. The working area of table Length = 1220mm x Width = 700mm x Height = 800mm and made of 19 mm marine plywood fitted with colour mica sheet on top with teakwood lipping on outer edges of plyboard top fitted with 15 Amp &amp; 5 Amp Switch &amp; Socket. The table is provided with one cabinet &amp; drawer. ADDITIONAL ACCESSORIES COMPULSORY ITEMS (EXTERNALLY CONNECTED) REQUIRE TO CONDUCT EXPERIMENT (i) Single Phase Resistive Load 2.5 KW, 250V Trolley type with m.s. sheet enclosure operated through rotary switches in steps - 1 No. - 1 No. (ii) Tubular Rheostat 1.4 Amp, 260</p>

*Handwritten signatures and initials at the bottom of the page.*



05	DC SHUNT MOTOR	<p>DC SHUNT MOTOR Type : DC Motor, shunt wound, self excited, screen protected, horizontal foot mounted, fan cooled. Capacity : 2 HP Winding : Shunt wound. R.P.M. : 1500 to be displayed on Panel Board using Proximity Sensor fitted on shaft Volts. : 230 Insulation : Class 'B' Connections : All the terminals of armature and shunt field shall be brought over to a bakelite sheet, fixed to C.I. terminal box, fitted on top of Motor. Base Plate Motor will be mounted on fabricated base plate of MS channel base. CONTROL PANEL. Testing panel modules mounted on sturdy aluminum profile flat demo system, consisting of colourful vinyl printed overlays circuit diagram, metering section, starter section and power supply section fixed on sturdy bakelite sheet, fixed to modular aluminium profile structure foot mounted. The Control panel should be provided to fit the instruments mentioned below: (i) Digital DC Voltmeter Micro-controller based, flush mounted, 0-300V - 2 Nos. (ii) Digital DC Ammeter Micro-controller based, flush mounted, 0-10A - 2 Nos. (iii) Digital RPM Meter with Proximity Sensor - 01 No. (iv) DP MCB suitable for 220V - 01 No. (v) 3 Point DC Starter 2 HP, suitable for above motor - 01 No. (vi) Inbuilt Variable DC Power Supply 0-220V, 15 Amp &amp; 2A, 220V (Fixed) (vii) Insulating Terminals. (viii) Patch chords. (ix) Instruction manual. CONTROL DESK The control desk made of 30mm x 30mm x 1.6mm tubular mild steel, Siemens Grey colour powder coated MS Frame with plywood top on the working area. The working area of table Length = 1220mm x Width = 700mm x Height = 800mm and made of 19 mm marine plywood fitted with colour mica sheet on top with teakwood lipping on outer edges of plywood top fitted with 15 Amp &amp; 5 Amp Switch &amp; Socket. The table is provided with one cabinet &amp; drawer. <b>ADDITIONAL ACCESSORIES COMPULSORY ITEMS (EXTERNALLY CONNECTED) REQUIRE TO CONDUCT EXPERIMENT - 1 No.Ω(i) Tubular Rheostat 1.4 Amp, 260 - 1 No.Ω(ii) Tubular Rheostat 5 Amp, 45</b></p>
06	DC SERIES MOTOR	<p>DC SERIES MOTOR Type : DC Motor, series wound, self excited, screen protected, horizontal foot mounted, fan cooled. Capacity : 2 HP Winding : Series wound. R.P.M. : 1500 to be displayed on Panel Board using Proximity Sensor fitted on shaft Volts. : 230 Insulation : Class 'B' Connections : All the terminals of armature and series field shall be brought over to a bakelite sheet, fixed to C.I. terminal box, fitted on top of Motor. Mechanical : Loading of the Motor shall be made through Pronney brake arrangement, Loading consisting of a C.I. drum pulley, suitable for water cooling, round dial spring balances, canvas belt with hooks, C.P. wheels with threaded studs for tightening the belt, frame. The pronney brake loading arrangement should be flexibly coupled (through Love-Joy coupling) to shaft of the motor so that motor is easily detachable from the mechanical loading arrangement as and when required. Base Plate Motor will be mounted on fabricated base plate of MS channel base. CONTROL PANEL. Testing panel modules mounted on sturdy aluminum profile flat demo system, consisting of colourful vinyl printed overlays circuit diagram, metering section, starter section and power supply section fixed on sturdy bakelite sheet, fixed to modular aluminium profile structure foot mounted. The Control panel should be provided to fit the instruments mentioned below: (i) Digital DC Voltmeter Micro-controller based, flush mounted, 0-300V - 1 No. (ii) Digital DC Ammeter Micro-controller based, flush mounted, 0-10A - 1 No. (iii) Digital RPM Meter with Proximity Sensor - 01 No. (iv) DP MCB suitable for DC operation 220V - 01 No. (v) 2 Point DC Starter 2 HP, suitable for above motor - 01 No. (vi) Inbuilt Variable DC Power Supply 0-220V, 15 Amp &amp; 2A, 220V (Fixed) (vii) Insulating Terminals. (viii) Patch chords. (ix) Instruction manual. CONTROL DESK The control desk made of 30mm x 30mm x 1.6mm tubular mild steel.</p>

*[Handwritten signatures and initials]*



		Siemens Grey colour powder coated MS Frame with plyboard top on the working area. The working area of table Length = 1220mm x Width = 700mm x Height = 800mm and made of 19 mm marine plywood fitted with colour mica sheet on top with teakwood lipping on outer edges of plyboard top fitted with 15 Amp & 5 Amp Switch & Socket. The table is provided with one cabinet & drawer.
07	DC COMPOUND MOTOR	<p>DC COMPOUND MOTOR Type : DC Motor, compound wound, self excited, screen protected, horizontal foot mounted, fan cooled. Capacity : 2 HP Winding : Compound wound. R.P.M. : 1500 to be displayed on Panel Board using Proximity Sensor fitted on shaft Volts : 230 Insulation : Class 'B' Connections : All the terminals of armature, shunt and series field shall be brought over to a bakelite sheet, fixed to C.I. terminal box, fitted on top of Motor. Mechanical Loading : Loading of the Motor shall be made through Pronney brake arrangement, consisting of a C.I. drum pulley, suitable for water cooling, round dial spring balances, canvas belt with hooks, C.P. wheels with threaded studs for tightening the belt, frame. The pronney brake loading arrangement should be flexibly coupled (through Love-Joy coupling) to shaft of the motor so that motor is easily detachable from the mechanical loading arrangement as and when required. Base Plate Motor will be mounted on fabricated base plate of MS channel base.</p> <p>CONTROL PANEL Testing panel modules mounted on sturdy aluminum profile flat demo system, consisting of colourful vinyl printed overlays circuit diagram, metering section, starter section and power supply section fixed on sturdy bakelite sheet, fixed to modular aluminium profile structure foot mounted. The Control panel should be provided to fit the instruments mentioned below: (i) Digital DC Voltmeter Micro-controller based, flush mounted, 0-300V - 1 No. (ii) Digital DC Ammeter Micro-controller based, flush mounted, 0-10A - 1 No. (iii) Digital RPM Meter with Proximity Sensor - 01 No. (iv) DP MCB suitable for DC operation 220V - 01 No. (v) 4 Point DC Starter 2 HP, suitable for above motor - 01 No. (vi) Inbuilt Variable DC Power Supply 0-220V, 15 Amp &amp; 2A, 220V (Fixed) (vii) Insulating Terminals. (viii) Patch chords. (ix) Instruction manual.</p> <p>CONTROL DESK The control desk made of 30mm x 30mm x 1.6mm tubular mild steel, Siemens Grey colour powder coated MS Frame with plyboard top on the working area. The working area of table Length = 1220mm x Width = 700mm x Height = 800mm and made of 19 mm marine plywood fitted with colour mica sheet on top with teakwood lipping on outer edges of plyboard top fitted with 15 Amp &amp; 5 Amp Switch &amp; Socket. The table is provided with one cabinet &amp; drawer.</p>
08	SINGLE PHASE TRANSFORMER SETUP	<p>TRANSFORMER Single Phase Transformer 1 KVA 230/230V with Tappings at 50% &amp; 86.6% Naturally Air Cooled Copper Double wound, Shell type. The transformer will be housed in MS sheet box enclosure with rubber footings. All the terminals of primary &amp; secondary shall be brought over to bakelite sheet fitted on top of the box through insulated terminals.</p> <p>CONTROL PANEL Testing panel modules mounted on sturdy aluminum profile flat demo system, consisting of colourful vinyl printed overlays circuit diagram, metering section, starter section and power supply section fixed on sturdy bakelite sheet, fixed to modular aluminium profile structure foot mounted. The Control panel should be provided to fit the instruments mentioned below: (i) Digital AC Voltmeter Micro-controller based, flush mounted, 0-300V - 2 Nos. (ii) Digital AC Ammeter Micro-controller based, flush mounted, 0-5A - 2 Nos. (iii) Digital Multifunction Meter with graphical LCD display - 01 No. (iv) DP MCB 10 Amp - 01 No. (v) Indicating Lamps LED type 16 mm dia - 1 No. (vi) Single Phase Variac, 6 Amp - 1 No. (vii) Insulating Terminals. (viii) Patch chords. (ix) Instruction manual.</p> <p>CONTROL DESK The control desk made of 30mm x 30mm x</p>

*[Handwritten signatures and marks]*



		1.6mm tubular mild steel, Siemens Grey colour powder coated MS Frame with plyboard top on the working area. The working area of table Length = 1220mm x Width = 700mm x Height = 800mm and made of 19 mm marine plywood fitted with colour mica sheet on top with teakwood lipping on outer edges of plyboard top fitted with 15 Amp & 5 Amp Switch & Socket. The table is provided with one cabinet & drawer. ADDITIONAL ACCESSORIES COMPULSORY ITEMS (EXTERNALLY CONNECTED) REQUIRE TO CONDUCT EXPERIMENT Single Resistive Load 2.5 KW, 250V Trolley type with m.s. sheet enclosure operated through rotary switches in steps - 1 No.
08	SINGLE PHASE TRANSFORMER	TRANSFORMER 02 Nos. Single Phase Transformer 1 KVA 230/230V with Tappings at 50% & 86.6% Naturally Air Cooled Copper Double wound, Shell type. The transformer will be housed in MS sheet box enclosure with rubber footings. All the terminals of primary & secondary shall be brought over to bakelite sheet fitted on top of the box through insulated terminals. 01 Nos. Single Phase Transformer 2 KVA 230/230V with Tappings at 50% & 86.6% Naturally Air Cooled Copper Double wound, Shell type. The transformer will be housed in MS sheet box enclosure with rubber footings. All the terminals of primary & secondary shall be brought over to bakelite sheet fitted on top of the box through insulated terminals. CONTROL PANEL Testing panel modules mounted on sturdy aluminum profile flat demo system, consisting of colourful vinyl printed overlays circuit diagram, metering section, starter section and power supply section fixed on sturdy bakelite sheet, fixed to modular aluminium profile structure foot mounted. The Control panel should be provided to fit the instruments mentioned below: (i) Digital AC Voltmeter Micro-controller based, flush mounted, 0-300V - 2 Nos. (ii) Digital AC Voltmeter Micro-controller based, flush mounted, 0-600V - 1 No. (iii) Digital AC Ammeter Micro-controller based, flush mounted, 0-10A - 2 Nos. (iv) Digital AC Ammeter Micro-controller based, flush mounted, 0-20A - 1 No. (v) Digital Multifunction Meter with graphical LCD display - 01 No. (vi) DP MCB 10 Amp - 01 No. (vii) Indicating Lamps LED type 16 mm dia - 1 No. (viii) Single Phase Variac, 6 Amp - 1 No. (ix) Parallel Switch - 1 No. (x) Insulating Terminals. (xi) Patch chords. (xii) Instruction manual. CONTROL DESK The control desk made of 30mm x 30mm x 1.6mm tubular mild steel, Siemens Grey colour powder coated MS Frame with plyboard top on the working area. The working area of table Length = 1220mm x Width = 700mm x Height = 800mm and made of 19 mm marine plywood fitted with colour mica sheet on top with teakwood lipping on outer edges of plyboard top fitted with 15 Amp & 5 Amp Switch & Socket. The table is provided with one cabinet & drawer. ADDITIONAL ACCESSORIES COMPULSORY ITEMS (EXTERNALLY CONNECTED) REQUIRE TO CONDUCT EXPERIMENT Single Phase Resistive Load 2.5 KW, 250V Trolley type with m.s. sheet enclosure operated through rotary switches in steps - 1 No.
10	THREE PHASE TRANSFORMER	TRANSFORMER 2 Nos. Transformer Three Phase 400/230V, 1 KVA, 50 Hz, air cooled, copper double wound with tappings at 50% on primary & secondary side housed in m.s. box with rubber footings. All the connections of primary & secondary winding with tappings shall be brought over to insulated bakelite sheet fixed on top of transformer. CONTROL PANEL Testing panel modules mounted on sturdy aluminum profile flat demo system, consisting of colourful vinyl printed overlays circuit diagram, metering section, starter section and power supply section fixed on sturdy bakelite sheet, fixed to modular aluminium profile structure foot mounted. The Control panel should be provided to fit the instruments mentioned below: (i) Digital AC Voltmeter Micro-controller based, flush mounted, 0-

*[Handwritten signatures and initials]*



	600V - 2 Nos. (ii) Digital AC Ammeter Micro-controller based, flush mounted, 0-10A - 2 Nos. (iii) Digital Multifunction Meter with graphical LCD display - 01 No. (iv) Phase Sequence Indicator - 1 No. (v) TPN MCB 10 Amp - 01 No. (vi) Indicating Lamps LED type 16 mm dia - 3 Nos. (vii) Parallel Switch - 1 No. (viii) Insulating Terminals. (ix) Patch chords. (x) Instruction manual. CONTROL DESK The control desk made of 30mm x 30mm x 1.6mm tubular mild steel, Siemens Grey colour powder coated MS Frame with plyboard top on the working area. The working area of table Length - 1220mm x Width - 700mm x Height - 800mm and made of 19 mm marine plywood fitted with colour mica sheet on top with teakwood lipping on outer edges of plyboard top fitted with 15 Amp & 5 Amp Switch & Socket. The table is provided with one cabinet & drawer. ADDITIONAL ACCESSORIES COMPULSORY ITEMS (EXTERNALLY CONNECTED) REQUIRE TO CONDUCT EXPERIMENT (i) Three Phase Resistive Load 2.5 KW, 415V Trolley type with m.s. sheet enclosure operated through rotary switches in steps - 1 No. (ii) Three Phase Variac, 6 Amp Enclosed type with Caster Wheels and input & output terminals brought out for ease of connections - 1 No.
--	---

#### GROUP-IV

#### ELECTRONICS & TELECOM ENGG.

S.No.	Name of the Item	Specification
<b>COMMUNICATION LAB</b>		
01	100 MHz Digital Storage Oscilloscope (DSO)	Bandwidth 500MHz Digital Storage Oscilloscope, 2 channels Real-time sampling rate 1GSa/s, equivalent sampling rate 50GSa/s., Memory Depth: 2Mpts, Trigger types: Edge, Pulse width, Video, Slope, Alternative, Digital filter function and waveform recorder function Support pass/fail function. Thirty-two parameters auto measure function Save/recall types: Setups, Waveforms, CSV file, Picture Waveform Intensity and grid brightness can be adjusted, Standard configuration port: 1. USB Host: Support USB flash driver save/recall function and update firmware 2. USB Device: Support PictBridge compatible printer and support PC remote control 3. RS232 Pass/Fail output
02	30MHz Cathode ray oscilloscope (CRO)	30-100MHz Oscilloscope with Color LCD Digital Readout & Component Tester, • Bandwidth: 30 MHz Oscilloscope • 2 Channels • X10 Magnification • 20ns max sweep speed • Stable Triggering up to 40 MHz • Alternate Triggering • Sharp display & auto focus Digital Readout with backlit Color LCD
03	10 MHz Modulation Function- Pulse Generator	• 1 Hz - 10 MHz frequency in 7 steps • Sine, Square, Triangle, Ramp, Pulse and Serial Data outputs • 20Vpp Output and DC Offset • 20 x 4 Character LCD Display • 40 MHz External Frequency Counter • TTL output • 50W Impedance • AM Standard, AM Balance, FM, ASK, FSK & PWM modulations

See V/S Specification Recommended for Tender  
 [Signatures]

		<ul style="list-style-type: none"> <li>• 60dB attenuation</li> <li>• Rise &amp; Fall time <math>\leq 50</math>ns</li> <li>• Standard RS232 Interface</li> <li>• Gold Plated BNC's.</li> </ul>
<b>DIGITAL ELECTRONICS LAB</b>		
01	Multiple DC Power Supply	<ul style="list-style-type: none"> <li>• Three floating, independent DC supply voltages</li> <li>• DC Outputs 0-32V / 2A, 5V / 5A &amp; 0-15V Dual Tracking /1 Amp. each</li> <li>• Constant Voltage and Constant Current operation</li> <li>• Short circuit protection</li> <li>• Digital display for voltage and current</li> <li>• Adjustable current limiter</li> <li>• Excellent Line &amp; Load Regulation</li> <li>Low Ripple voltage</li> </ul>
02	8051/31 Microcontroller Training Kits with LED Display	8K RAM, CPU @12/10 Mhz 32K EPROM Mem expansion to 64K 48 I/O Lines 3 Timer Counters 2 Ext int 28 Keys & six 7 seg displays Battery Backup for RAM
03	Diode Characteristics Trainer	Experimental Training Board designed specifically for plotting the forward and reverse bias characteristics of a Germanium semiconductor Diode, and a Zener Diode
04	Analog Electronics Lab Trainer	+12V Regulated, +5V Regulated, 10V Variable, 0-5V Variable. 9-0-9V 330W, 1K, 4.7K, 10K, 47K One PNP Transistor CK-100 and one NPN Transistor CL-100. One FET BFW10.
05	TRANSISTOR TRAINER KIT	<ul style="list-style-type: none"> <li>• Completely self-contained stand-alone unit.</li> <li>• Built-in dedicated circuit for each mode with transistors and other necessary components.</li> <li>• Built-in two isolated DC regulated variable power supplies with short circuit protection of 0-12V each.</li> <li>• Mains ON/OFF switch with LED indicator for supply "ON".</li> <li>• Multi-coloured sturdy 4mm test points are provided at various stages in the circuit to observe the waveforms, voltages and for necessary inter connections.</li> <li>• Provision for connecting external volt meter/current meter as per requirement.</li> <li>• Housed in an elegant ergonomically designed powder coated metal cabinet with a well spread intelligently designed circuit layout on the front panel.</li> <li>• Working on 230V, 50Hz, single phase AC mains.</li> </ul>

**GROUP-V**

**WORKSHOP:**

S.No.	Name of the Item	Specification
1	Multipurpose Woodworking machine	Operations -Planning, Thickness, Moulding, Cutting, Slotting, Drilling, sanding Power 3-5 HP

*Handwritten signatures and marks at the bottom of the page.*



2	Sander Machine	Frequency : 50 Hz, Voltage : 220 V, Power Source : Electric Phase : Single Phase
---	----------------	---

**GROUP-VI**

**HUMANITIES & SCIENCE (LANGUAGE LAB):**

S.No.	Name of the Item	Specification
1	<b>Digital Language Lab Software (Teacher + 20 Terminal)</b>	<ol style="list-style-type: none"> <li>Two way and Interactive communication between teacher and individual student. As well as entire classroom at a same time</li> <li>Learners can record their own voice and play back the recordings, interact with each other and the teacher, and store results.</li> <li>Teachers can intervene and control the learners' computers via the teacher's console, track of learners' work etc.</li> <li>Use complimentary provided study material for assignments, self-learning etc.</li> <li>Content Development and Lesson composer: Teachers can develop text, audio and video contents as well as import material in digital format available with them in the software.</li> <li>Self-access for independent learning which includes access to resources outside class</li> <li>Group Discussion</li> <li>Text to Speech / Pronunciation</li> <li>Dictionary</li> <li>Broadcasting any message to entire classroom</li> <li>Student monitoring and controlling through screen capturing</li> </ol> <p><b>Items provided in the Language Lab facility:</b>                      Teacher Console, Student Consoles, Lesson Composer, Complimentary Study Materials, User Manual, Installation Certificate</p>
2	<b>Table Mic</b>	Table top mic, Distortion free, Crystal clear sound, High sensitivity, Input Plug: 3.5 mm ; Directivity: Omni Directional
3	<b>Collar Mic</b>	high quality UHF band frequency dual Wireless Microphone System can cover distance up to 100 feet( between receiver & microphone)
4	<b>Projector</b>	White and Colour Brightness at 3,600lm, XGA resolution, High contrast ratio of 15,000:1, Horizontal keystone slider, Minimum 10,000 hours lamp life in eco-mode, Noise level - 37 dB, Resolution - 1024 X 768, Bluetooth Pendrive Internet supported, Connectivity with HDMI, USB, VGA
5	<b>Sound System With Amplifier</b>	Built in amplifier with 1 wireless mic, USB/SD player( with recording facility), 2suffeciant to cover a gathering of 100 people. Audio output: 20 Watts Max
6	<b>Webcam device</b>	Left and right 360 degree and up & down 110degree rotatable, adjust the angle, Good optical lens, high precision and NO distorted pictures, LEDS night vision effecter, Drive-by-wire control LED switch, use more convenient, fast. Optical Sensor Resolution 16 Megapixels, compatible with windows operating system
7	<b>Headphone with speaker</b>	Head Phone Specification: - Microphone, Leather Cushion, Adjustable height, Volume Control, 3.5mm Jack, This headphone is compatible with Computer and Laptops

*Signature*

*Signature*

*Signature*

*Signature*

*Signature*

**GROUP-VII**

**MHRD (CIVIL ENGG.):**

S.No.	Name of the Item	Specification
	Soil Mechanics Lab	
01	Universal Triaxial Shear Apparatus (Motorized) 6 Speed	<p>For determining the triaxial shear strength of soil specimens of 28 mm diameter. The length to diameter ratio of sample is 1:2 specifications: One loading unit, for single unit, for single cell mounting, capacity 5 tones. Supplied with motorized load frame. The loading unit is supplied with one dial gauge bracket. One triaxial Cell for 38 mm dia specimen, stationary bushing. Lateral pressure assembly. 0-10 kg/cm sq. complete with foot pump and rubber hose. One dial gauge 1.01mmx25mm for strain measurement. One high sensitive proving ring, capacity 200/250 kg with Calibration Report and carrying case. Accessories: High sensitivity Proving Ring, capacity 1000 kg. Complete with calibration report and carrying case.</p> <p>For determining the triaxial shear strength of soil specimens of 38 mm, 50mm, 75 mm and 100 mm. Consists of: One load frame 5000 kgf motorized, constant six rates of strain type, giving the following rates of strain. 1.25, 0.25, 0.05, 0.01, 0.002, 0.0004mm/min. Load frame is supplied with a dial gauge bracket. Universal Triaxial Cell (Stationary Bushing) 10kg/cm.sq. One Lateral Pressure assembly 0-10 kg/cm.sq. complete with foot pump and rubber hose. One high sensitivity Proving Ring capacity 1000 kg. One strain dial gauge 0.01x25mm. Suitable for operation on 230 Volts A.C.</p>
	Split Spoon Sampler with Tripod	<p>We offer Split Spoon Sampler that is known used for standard penetration test and for determining penetration resistance (N value) of soil. This can be related to unconfined compressive strength. The penetration resistance (N value) of the soil is determined by allocating a number of blows along with a 65 kg weight that falls through a given distance of 75 cm that is required to penetrate the assembly to a depth of about 30 cm when properly seated on the ground. The sampler is generally made from a steel tube that splits length wise and precisely held together by a head, which is fitted with a ball check valve and properly hardened steel shoe of inside cutting edge of 35mm dia. The sampler is of 35mm I.D. and 50.8mm in outer diameter and 508 mm in length. An adaptor to connect 'A' type drill rod is also provided with this. We are engaged in providing standard Penetration Test Kit that is in line with the internationally set standards and norms this kit comprises a drive that is of 65 kg and fitted with a chain. Guide pipe assembly is also fitted with a driving head on one side having a standard "A" drill rod thread and a cap on the second side. The drive weight goes freely through a height of about 75mm. It also has a tripod stand, which is 6 meter high and connected by a tie bolt. Each of the leg is made of three parts for easy transportation. This kit is also supplied with pulleys and starting arrangements.</p> <p>Measurement of Pulley Spare:                      "A" Drill Rod 1 meter long.                      "A" Drill Rod 1.5 meter long.                      "A" Drill Rod 3 meter long.</p> <p>A complete set to conduct the SPT a contractor requires:                      Split Soon Sampler or Split Tube Sampler AW Drill Rod.                      Automatic Drop Hammer or Automatic Trip Hammer                      Tripod Derrick or Core Drill Machine to conduct the SPT.</p>

*Signature*

*Signature*

*Signature*

*Signature*



कार्यालय प्राचार्य, मोपाल राव पवार शासकीय पॉलीटेक्निक, धमतरी ४०१०- ४९३७७६  
 OFFICE OF THE PRINCIPAL, B.R.P.GOV. POLYTECHNIC, DHAMTARI (C.G.)  
 E-Mail : polydmt@rediffmail.com Website : [www.polydmt.ac.in](http://www.polydmt.ac.in)

P.H.E. Lab.		
01	Multi Perimeter water testing equipment	The meter is capable of measuring up to 7 water quality parameters, including pH, ORP conductivity, TDS, salinity, resistivity, and temperature. Size & weight (160x190x70) mm/880 g. Resolution 1.001 $\mu$ S/cm. Accuracy : $\pm 1\%$ FS.
02	Portable Water Testing Kit	Type Portable Application Industrial Use Brand SYSTONIC Model S-959 Model Name/Number Microprocessor Water & Soil Analysis Kit Color Black
Concrete Technology Lab.		
01	Digital Concrete test Hammer	Impact energy : 2.207 Nm Measuring range from 10 to 130 N/mm <sup>2</sup> High-contrast graphic display 128x64 pixel and 6 keys membrane keyboard results are displayed as numerical and graphical format USB port and PC software case dimensions: 280x100x390mm.
02	DLP Projector	Type short throw 3600 lumens or above Resolution 1024x786 wifi enabled Port HDMI, VGA inbuilt speaker, Ceiling mount KIT

  
 Principal  
 B.R.P. Govt. Polytechnic,  
 Dhamtari

On Non-Judicial Stamp Paper of Rs.50

## CONTRACT - AGREEMENT

ANNEX-XIV

This agreement made with the day of ..... 2021 between the principal of B.R.P. Government polytechnic Dhamtari, Chhattisgarh (here in after referred to as "the purchaser") of the one part and m/s.....(hereinafter referred to as "the supplier") of the other part;

WHEREAS the purchaser had invited tenders for purchasing Equipment/machinery to be delivered to the office of Principal B.R.P. Govt. Polytechnic, Dhamtari, Chhattisgarh. In the said tender process, the supplier has quoted the least bid for the said Equipment/Machinery. The Purchaser has therefore accepted the bid of the Supplier for the supply of following Equipment/Machinery to B.R.P. Government Polytechnic Dhamtari Chhattisgarh for the sum of Rs. .... (in Words) (Here in after called "the Contract Price").

NOW THIS AGREEMENT WITNESSETH AS FOLLOWS:

- In this Agreement words and expressions shall have the same meanings as are respectively assigned to them in the Conditions of Contract referred to.
- The Following documents shall be deemed to form and be read and construed as part of this Agreement, viz;
  - The Bid form and the price Schedule submitted by the Bidder/Supplier;
  - Eligibility Criteria.
  - The Technical Specification;
  - The terms and conditions as per tender document;
  - The terms of payments;
- In consideration of the payments to be made by the Purchaser to the Supplier as hereinafter mentioned, the Supplier hereby covenants with the Purchaser to Supply of Equipment/Machinery as per the specification mentioned in **annexure-VII** to tender document.

S. No.	Brief description of Equipment/ Machinery to be Supplied	Qty.	Unit Cost (In Rs.) Inclusive of taxes and all other Charges	Total Cost (In Rs.)
1.	Equipment/Machinery			

(Rs. in words)

- The Purchaser hereby covenants to pay to the Supplier, the contract price or such other sum as may become payable under the provisions of the contract at the times and in the manner prescribed by the contract in consideration for the supply of Equipment/ Machinery in good condition to the B.R.P. Government Polytechnic, Dhamtari Chhattisgarh.
- The Equipment/Machinery to be supplied to the office of The Principal, Government Polytechnic, Dhamtari Chhattisgarh should be as per the specification mentioned in the **annexure-VII** of tender document.
- Equipment/Machinery to be supplied to the Principal, Government Polytechnic, Dhamtari Chhattisgarh in good condition with in 45 days from the date of issuance of work order and installation/demonstration and commissioning of the equipment and Machinery must be done with 07 days after the delivery of equipments & Machinery as per agreement the equipment/Machinery supplied should satisfy all technical specification as mentioned in **annexure-VII** of tender document.
- The one time extension in te delivery period may be granted at the descretion of the purchaser on the request of supplier/Dealer. The penalty at a rate of 2% per per month of the contract



price of the full cost of the tool/equipment/machine is liable to be charged for the extension of the delivery period. If supplier is failed to supply during extension time than after that the Purchaser may consider termination of the Contract. Equipment received after that the delivery period or dispatched after the delivery period or dispatched after the delivery mentioned in the order will also be subjected to this penalty. Power to extend delivery period would remain reserved with the Purchaser the purchaser may terminate the contract instead of granting extension.

8. **LIQUIDATED DAMAGES** : if the supplier fails to deliver any or all the goods or not perform the services within the time period specified in the contract , Polytechnic shall without prejudice to its other remedies under the contract deduct from the contract prices, as liquidated damages, (Not by way of penalty) 0.5% per week subject to maximum of 2% of the value of undelivered items and the penalty shall be deducted from final amount paid , by polytechnic reserves the right to cancel the order in case the bidder will not deliver the equipment beyond 2 weeks after the delivery period .
9. 100% payment will be released after the safe receipt of goods , as per the specification given in purchase order & after ensuring successful installation , commissioning and performance of supplied items etc.
10. The performance bank Guarantee (PBG) as per **Annexure-IX** has to be submitted by the supplier, within 7 days from the date of signing the contract agreement.
11. The supplier well be entirely responsible for payments of Government Polytechnic Bhatapara, Chhattisgarh all taxes ,duties , license fees and road permits etc, incurred until delivery of the contracted Equipment/Machinery supplied are not accordance with the technical specification as per tender notification, the purchaser shall have the right to reject the same.
12. The supplier shall ensure that the Equipment /Machinery supplied are as per the specification mentioned and satisfy all the conditions laid down in the tender in the tender document.
13. Other conditions that are mentioned in tender document also holds good for procurement of Equipment/Machinery .

IN WITNESS where of the parties hereto have caused this Agreement to be executed in accordance with their respective laws the day and year first above written.

Signed, Sealed and Delivered by the said  
(Name of the supplier with address)

.....  
In the presence of .....  
Signed Sealed at.....

Signed, Sealed and Delivered by the said  
(Name of the purchaser with address)

.....  
In the presence of .....  
Signed Sealed at.....

DELIVERY CERTIFICATE  
(To be completed by the Consignee)

1. The items mentioned as per details given below, have been physically verified by way of opening the cartons/packing and verifying the items/goods supplied and model of the items/goods. It is certified and acknowledged that the same have been received at this institution in good condition.

S.No.	S.No.(As per work order)	Description of items	Origin	Model & Make	Quantity

Please make appropriate column, as per requirement.

2. The items as details given below was/were received in damaged conditions and therefore are not acceptable. These damaged good/items have been returned to the supplier is required to supply the new item in lieu of damaged one.

S.No.	S.No.(AS per work order)	Description of items	Origin	Model & Make	Quantity

Date: \_\_\_\_\_

Signature of the issuing official with date  
(Authorized official of Govt. Polytechnic Bhatapara)

Name \_\_\_\_\_

Designation \_\_\_\_\_

Rubber Seal of the Institution

Received the Acknowledgement Certificate

Date \_\_\_\_\_

Signature of Supplier or his Authorized

Representative Name: \_\_\_\_\_

*Signature*

*Signature*

*Signature*

*Signature*